



Leading Window & Door Systems



Wintec Aluminium



Since our beginning in 1997, we have developed a range of window and door products that are innovative, functional and stylish.

Wintec Aluminium windows and doors are an all Australian designed and manufactured product, with modern designs and quality finish at the forefront of the Wintec philosophy.

An ongoing commitment to product development and service to our Australia wide fabricator base ensures that no matter where you are, you have access to the latest designs in the Window and Door industry.

“Australia’s Leading Window and Door Systems”

Products and Services

Aluminium Windows & Doors

Wintec have products to suit all areas in Australia – consisting of, Sliding windows, Sliding doors, Awning and Casement windows, Double Hung windows, Louvres, Sliding Multi Track doors, French doors and Bi-folding doors .

Window & Door Testing Laboratory

The Wintec designed products are tested to Australian standard AS2047-1999 in NATA accredited laboratory No 14093. This ensures your windows and doors comply with the building code of Australia [BCA] and are suited to your particular location. In line with the BCA requirements Wintec windows and doors carry a 7 year guarantee.



Louvre Window



Structural .

The Louvre Mullion allows for multiple banks of Louvres within the same perimeter frame. Wintec Louvres can be coupled to all other Wintec products.

Aesthetics .

No unpainted or exposed edges on the inside faces.

Additional Benefits .

An insect and security screen track is built into the frame. The Louvre can be coupled to other Wintec products such as the French Door.



Louvre Window System

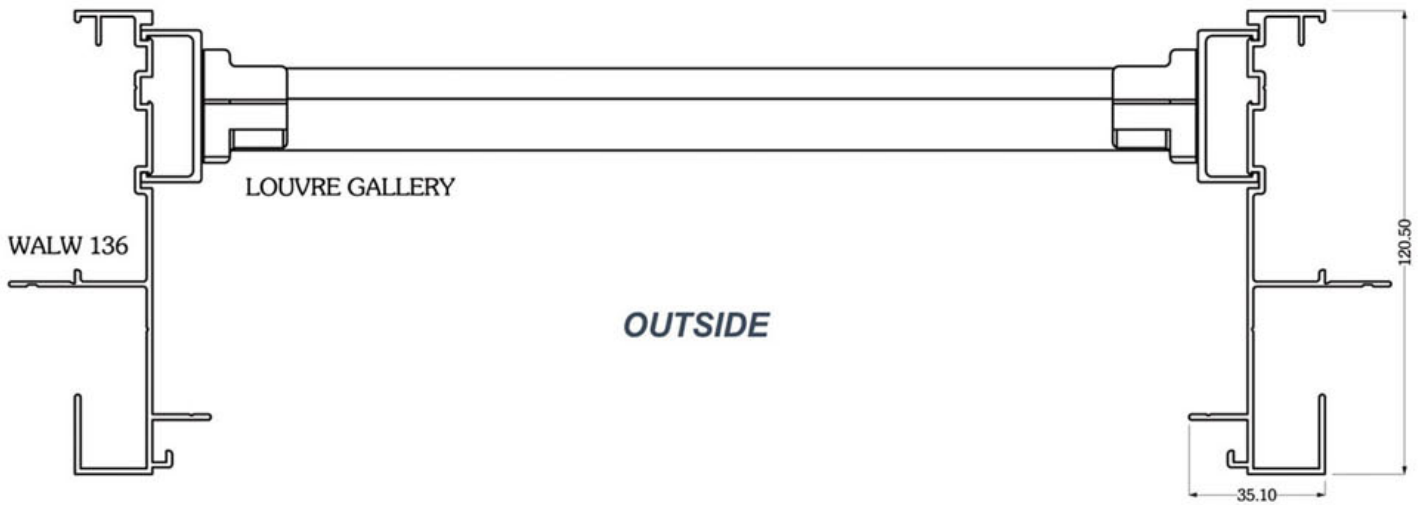
- An insect and security screen track is built into the frame
- Wintec Louvre's can be coupled to all other Wintec products
- The Louvre blades are available in aluminium powder coated finishes. They are also available in various glass and timber types.



Louvre Window

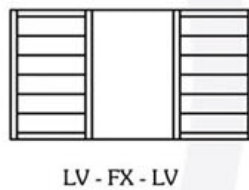
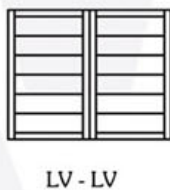
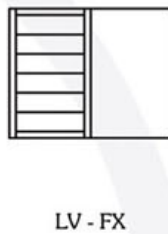
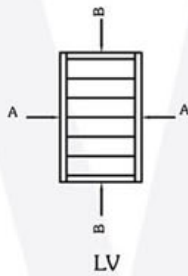
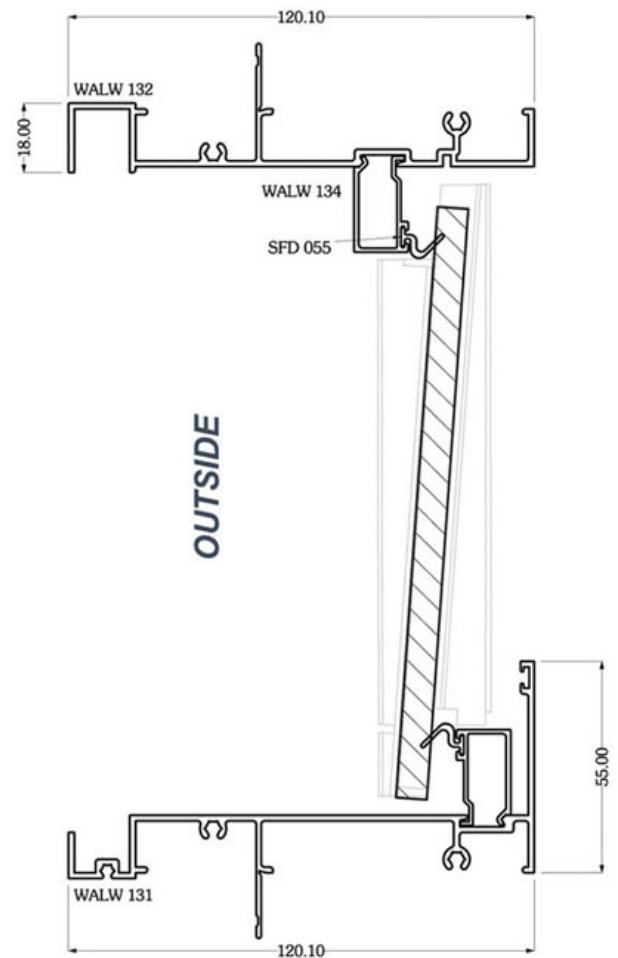
A - A

Technical Configurations - Scale 1:2



B - B

Typical Louvre Window - VIEW FROM OUTSIDE



Contact your local Wintec Fabricator for other configuration options.

LV - Louvre
FX - Fixed

Louvre Handle




Standard Handle



Louvre Gallery

Maximum Sizes Table



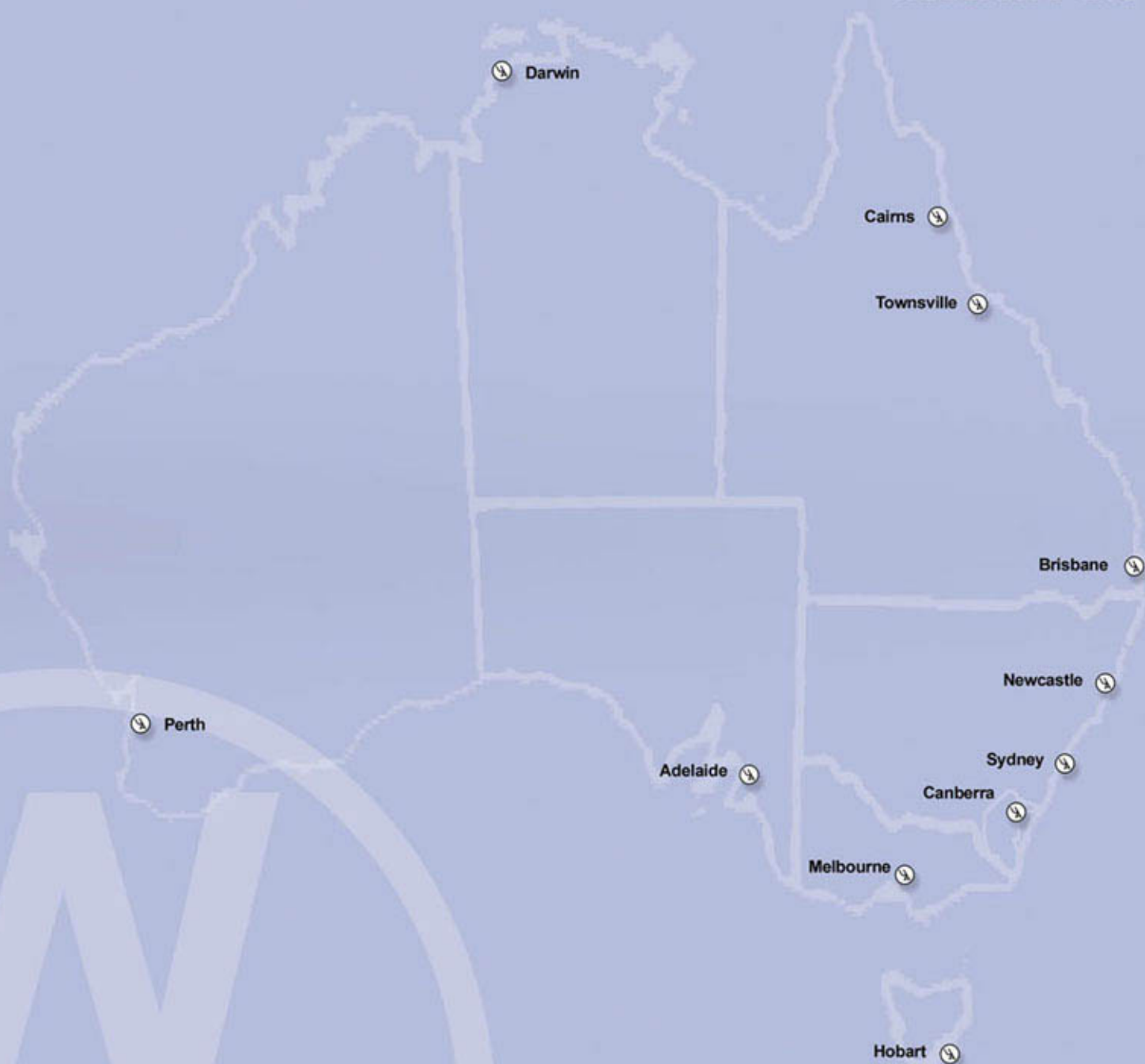
***Note:** For products or configurations outside of these sizes, or pressures exceeding 1000Pa please contact your nearest Wintec Fabricator

ULLRICH

Wintec Aluminium Stock



*Wintec Aluminium sections are stocked
throughout Ullrich Aluminium branches
Australia wide*



*Looking for more information about
Wintec Aluminium? Visit us on the web at
www.wintecaluminium.com.au*