

MELAMINE



COLOURpyne®

MELAMINE

VERSATILE, DURABLE AND ULTIMATELY, JUST RIGHT.

VERSATILE, DURABLE & ULTIMATELY, JUST RIGHT.



COLOURpyne® MELAMINE SUBSTRATES AND SIZES

1200 RANGE						
SUBSTRATE	NOMINAL SHEET SIZE (mm)	NOMINAL FINISHED THICKNESS (mm)				
		16	18	25	32	33
Moisture Resistant particleboard	2400 x 1200 3600 x 1200	●	●	●		●
Standard Particleboard	2400 x 1200 3600 x 1200	●	●	●		
Moisture Resistant MDF	2400 x 1200 3600 x 1200	●	●	●	●	
Standard MDF	2400 x 1200 3600 x 1200	●	●	●		

1800 RANGE						
SUBSTRATE	NOMINAL SHEET SIZE (mm)	NOMINAL FINISHED THICKNESS (mm)				
		16	18	25	32	33
Moisture Resistant particleboard	2400 x 1800 3600 x 1800	●	●	●		●
Standard Particleboard	2400 x 1800 3600 x 1800	●	●	●		
Moisture Resistant MDF	2400 x 1800 3600 x 1800	●	●	●	●	
Standard MDF	2400 x 1800	●	●	●		

Not all colours are available in all sizes. Please refer to chhpinepanels.com.au/colourpyne to confirm colour, finish and size availability.

SUBSTRATE COLOURpyne® is available in a number of sizes and substrates. Some substrates, colours and sizes are made to order so longer lead times and minimum order quantities apply.

RESTRICTIONS ON USE COLOURpyne Melamine should not be used in areas where it will be exposed to high moisture levels, for example, as wall linings for exteriors, for wet areas in regular contact with water, or for bench tops in kitchens and bathrooms.

EDGE FINISHING COLOURpyne board can be finished with Melamine or rigid edgetape.

E0 CREDENTIALS All COLOURpyne colours are available on lower formaldehyde emission level E0 substrate to contribute to superior air quality and a healthier working environment. All COLOURpyne MDF substrate is E0. COLOURpyne Particleboard E0 substrate is available made to order. Speak to your CHH Pinepanels representative for more information on the benefits of using COLOURpyne E0.

CHAIN OF CUSTODY CHH Pinepanels uses PEFC Chain of Custody (CoC) certification to ensure that the vast majority of wood in COLOURpyne products is legally sourced from sustainably managed forests. Documentation is available at chhpinepanels.com.au

COLOURS, PATTERNS & FINISHES *See overleaf...*

Please refer to chhpinepanels.com.au/colourpyne to check colour and finish availability, and to view larger sections for true representation of design.

The colours shown are as close to the actual colours as the printing process will allow. Actual product samples should be viewed to determine true colours.

Order free samples at chhpinepanels.com.au/colourpyne

It is normal for installed melamine to show minor colour variation from selling samples or minor variations between production runs and dyelots. Our quality controls during the manufacturing process seek to minimise potential for variance and ensure any variation is within recognised industry standards.

Colour appearance can vary depending on the type of light under which a sample is viewed and the light sources where the melamine is installed. Viewing of the sample at your residence and under as many different light conditions as possible prior to making your final decision is recommended.

COLOURpyne®

ELEGANT

The sophisticated range of colours and woodgrains delivers an authentic appeal, in a choice of finishes that include smooth, lightly textured, shiny gloss and embossed woodgrain, to enhance both residential and commercial cabinetry applications.

PRACTICAL

A pre-finished product that successfully delivers a cost-effective option for a modern look, COLOURpyne Melamine is a progressive approach to design. Characteristics selected with an eye for quality and permanence are balanced with an independence of spirit.



COLOURpyne®

MELAMINE COLOUR RANGE AND FINISHES

Elegant, practical and versatile COLOURpyne® is a tough, scratch resistant surface which can be used on cupboards, shelves, pantries and cabinets, storage units, bathroom cabinetry, laundry cabinets, wardrobes, general shelving, and much more. Melamine technology ensures high quality, durable panels available in a variety of colours.



COLOURS

The COLOURpyne® range features a palette of contemporary and classic prints from solid and special colours to authentic woodgrains, including leading edge colours featured in our Naturele Series.

SURFACE FINISHES

Changing the look of your COLOURpyne® Melamine can be as simple as changing the surface finish*.

- Gloss:** A smooth, shiny finish.
- Decor:** A lightly textured orange peel like surface.
- Naturele:** An embossed natural woodgrain like surface.
- Velvet:** A delicate eggshell surface.

* Not all colours are available in all finishes.

COLOURpyne® ALL COLOURS

G = Available in Gloss finish **D** = Available in Décor finish **N** = Available in Naturele finish **V** = Available in Velvet finish

Accent White GDNV	Almond Sand GDNV	Alpine White GDV	Antique White GDV	New Antique White GDV
Black DNV	Charcoal DV	Chintz DV	Folkstone DV	Jungle Moss DV
Macchiato DV	Primary Blue DV	Primary Red DV	Sandstone GDV	Cafe Crumble GV
Charcoal Haze V	Ivory Haze GV	Silver Haze V	Stainless Haze GV	Acacia Grove NV
Antoga Wenge NV	Beech V	Chestnut Grove NV	Chocolate Walnut NV	Flaxen Grove NV
Charred Oak GNV	Classic Beech V	Balsa Finition GNV	Ebony Finition NV	Mocha Finition NV
Mushroom Finition NV	Oyster Finition GNV	Smokey Finition NV	Whitewood NV	Coastal Elm GNV
Coronet Beech GNV	Dusky Elm GNV	Fiordland Elm GNV	Tasman Elm GNV	Treble Beech GNV
















COLOURpyne® NATURALE

G = Available in Gloss finish D = Available in Décor finish N = Available in Naturale finish V = Available in Velvet finish

				
Accent White GDNV	Almond Sand GDNV	Black DNV	Acacia Grove NV	Antoga Wenge NV
				
Chestnut Grove NV	Chocolate Walnut NV	Flaxen Grove NV	Charred Oak GNV	Whitewood NV
				
Balsa Finition GNV	Ebony Finition NV	Mocha Finition NV	Mushroom Finition NV	Oyster Finition GNV
				
Smokey Finition NV	Treble Beech GNV	Coastal Elm GNV	Coronet Beech GNV	Dusky Elm GNV
				
Fiordland Elm GNV	Tasman Elm GNV			

COLOURpyne® GLOSS

G = Available in Gloss finish D = Available in Décor finish N = Available in Naturale finish V = Available in Velvet finish

				
Accent White GDNV	Almond Sand GDNV	Alpine White GDV	New Antique White GDV	Sandstone GDV
				
Cafe Crumble GV	Charred Oak GNV	Oyster Finition GNV	Balsa Finition GNV	Coastal Elm GNV
				
Coronet Beech GNV	Dusky Elm GNV	Fiordland Elm GNV	Tasman Elm GNV	Treble Beech GNV

Please refer to chhpinepanels.com.au/colourpyne to confirm colour, finish and size availability.



CLEANING AND CARE INSTRUCTIONS

Keeping your COLOURpyne® Melamine surfaces clean is easy. Regular cleaning simply involves wiping with a clean, damp cloth.

Stubborn Grease and Grime

To clean off grimy film, use vinegar diluted with water or Selleys Sugar Soap.

Spills and Stains

The most important thing is to catch the stain early. Wiping it with hot soapy water is the first thing to try, however for tougher stains we recommend trying:

wine	hot soapy water
rust	diluted vinegar or lemon juice
shoe polish	diluted vinegar or lemon juice
oven cleaner	hot soapy water
tea	all-purpose surface cleaner
foodstuffs	all-purpose surface cleaner
fabric dye	cold water, wipe dry, then use methylated spirits
felt pen	methylated spirits or acetone
paint/glue	acetone
heavy wax & grease	xylene
hair/leather dye	methylated spirits

- After using the solutions recommended above, always wipe with a damp cloth, then a dry cloth.
- Never use abrasive cleaners or abrasive cleaning cloths, such as wire wool scourer pads, copper cleaner pads or sandpaper, on your COLOURpyne Melamine surfaces.
- We also recommend caution in using bleach and alcohol-based cleaners. Dilute bleach (1 part bleach/ 3 parts water).

SAFE WORK PRACTICES

Work and storage areas should be well ventilated, and cleaned regularly. Wood dust should be removed by vacuum cleaning or by the wet sweeping method – not by compressed air systems. All sawing, sanding and machining equipment should be fitted with efficient dust extraction systems. Hand power tools should be fitted with dust bags. If skin irritations occur, long-sleeved shirts, trousers and comfortable work gloves should be worn. For respiratory protection,

respirators/dust masks should be worn. These should comply with AS/NZS 1716. Safety glasses should be worn when machining substrates. Eye protection must conform to AS/NZS 1337. As a reconstituted panel product made from wood, resin and wax, users should be aware that as with all wood and timber products, prolonged exposure to wood dust and/or formaldehyde from MDF or particleboard may be harmful to your health. For more information please refer to the relevant COLOURpyne Material Safety Data Sheet at chhpinepanels.com.au

IMPORTANT NOTE AND DISCLAIMER

The information contained in this brochure is current as at March 2015 and replaces all previous CHH Pinepanels product information relating to COLOURpyne Melamine. CHH Pinepanels reserves the right to change the information contained in this brochure without prior notice. CHH Pinepanels has used its reasonable endeavours to ensure the accuracy and reliability of the information contained in this brochure and, to the extent permitted by law, will not be liable for any inaccuracies, omissions or errors in this information nor for any actions taken in reliance on this information. It is your responsibility to visit chhpinepanels.com.au/colourpyne to confirm that you have the most up to date information available.

The contents of this brochure are copyright protected. The reproduction of all or part of the contents of this brochure is prohibited without the prior permission of CHH Pinepanels.

BRANCHES

VICTORIA

Melbourne

T (03) 9647 9930

SOUTH AUSTRALIA

Adelaide

Ph (08) 8359 1660

NEW SOUTH WALES

Sydney

T (02) 9757 6999

WESTERN AUSTRALIA

Perth

Ph (08) 9356 9911

QUEENSLAND

Brisbane

T (07) 3722 3500

Townsville

T (07) 4779 0877

Cairns

T (07) 4035 3955



GUNNERSEN

www.gunnensens.com.au

For more information...

Call 1300 658 828 or visit
www.chhpinepanels.com.au/colourpyne

CHH **pinepanels**

