

CITY



Brodware™



Australian Manufacturer. Brodware Industries is an independent family owned business trading since 1964. Being an Australian manufacturer we have full control over the quality of both our products and services. As four generations have specialised in architectural fixtures and fitments, we understand the special requirements of our country and can offer customised finishes, with fast supply across the country and internationally.



Saving Water. With uncertain water supplies and regular droughts, water has become a critical resource. Your Brodware fittings will help you save thousands of litres of water, thus helping the environment. The high efficiency of our products ensures performance well above industry standards. This is made possible through the use of patented Broclean® water management technology which uses constant flow controls that are not affected by pressure, yet are WELS compliant.



Enjoy the Experience. At Brodware, we understand how important it is that you enjoy your bathroom - an area where you can relax, unwind and delight in your own personal time. This brochure includes an abundance of new lines, whilst the popular lines now include all our latest engineering upgrades and a fresh new look.





Durobrite® Sparkling Clean. A new superior chrome finish which includes a deep nickel layer coated with Hard Chromium. When plated on brass metal, Durobrite® keeps your taps looking newer for longer. A brilliant finish that is easy to clean and resists soiling.



Easy to use Easiglide®. Brodware tap engines utilise the latest in ceramic technology. Special lubricants allow smooth operation and precise temperature control, whilst ensuring reliability and low maintenance.



High Quality. Today, Brodware Industries is the only Australian manufacturer offering a large range of high quality tapware and accessories made exclusively from solid brass metal. Resisting lesser chromed zinc and plastic alternatives, our solid brass construction ensures durability, longevity and a trouble free solution for your project. Tapware is manufactured under an audited quality control system compliant to Australian Standard AS3718. Our Licence Number is 1615.



Commercial Projects. Hotels, apartments and quality homes are all catered for with efficient products designed to provide enjoyment and withstand rigorous usage over long periods of time.

CITY QUE

The new City Que series highlights your personal expression. A functional range without compromise, City Que offers consistent performance in both residential and commercial applications. Combining both circular and rectangular profiles with a comfortable radius on the end of the handle lever and spout, City Que is a delight to use.



hot

cold



CITY QUE



← B98.02 - 5★ ↑ B98.05.T5 ↑↑ B98.02 - 5★





← B98.00 - 5★ ↑ B97.90 ↗ B97.75 - 3★

↖ Heated towel rail supplied by REN Products.

CITY SANITARYWARE

A contemporary setting for a clean urban bathroom. City Sanitaryware showcases high quality ceramics with a durable finish to make cleaning easier. Featuring a mix of rectangular and circular forms, the minimalistic designs define a modern lifestyle.



↶ B97.90

↷ B97.75 - 3★



↑↑ B97.90.T3

↑ B97.90.T4

CITY STIK

Interpretations of classic modernism and simple architectural forms. Dominated by a combination of design clarity and durable function, these are features you can feel and see, even in the smallest details.

Wall mounted tapware is available with or without backing plates to give the City Stik series a prominent role in your bathroom. Brodware's new Easiglide® mixer cartridge has a temperature limiter which can be adjusted to suit your personal requirements and assist in saving energy.





↑ B99.05.T7 - Shower 3★

CITY STIK



↑ B99.01 Mini Mixer - 5★



↖ B99.08.T5 ↑ B99.13 - 3★



CITY STIK

An extended lever is available as an option on City Stik single lever mixers. This offers greater ease of use, especially for children and those with limited hand mobility. Shown below is the Platino Matt® finish, a textured satin finish with a soft glow.



← B99.03 + Square spout option. - 5★

↗ B99.05.T5 Platino Matt® finish.

CITY STIK



↑ B99.00 - 5★

→ B99.08.T2 - 5★





CITY ACCESSORIES

Modern simple designs. Using a heavy duty commercial 3 point fixing, this extensive range is one of the strongest accessory collections available. The all brass construction and stainless steel fixings ensures freedom from rust staining on the wall. Staining is a problem often encountered with accessories that use lesser materials. Use City accessories and make your life easy.



↑↑ B97.59.T2 ↑ B97.61.T2

↑ B97.52.T2 ↑↑ B97.34 - 3★


CITY PLUS

Clean and contemporary, the City Plus series of tapware is both practical and functional. This popular range has been expanded to include new wall and floor mixers to allow greater design freedom in the bathroom.





CITY PLUS



← B97.00 - 5★ ↑↑ B97.48 → B97.05



CITY PLUS



← B97.22 - Shower 3★ ↑ B97.25 - 3★ ↗ B97.04 - 5★

CITY QUE



B98.00 Basin Set - 5★



B98.02 Basin Mixer - 5★



B98.05 Wall Set



B98.05.T5 Wall Set



B98.07.T9 Kitchen Set - 5★



B98.08.T2 Kitchen Mixer - 5★



B98.10 Shower Set - 3★



B98.48 Wall Mixer



B98.48.T5 Divertor Mixer



B98.49 Wall Taps

CITY STIK




B99.00 Basin Set - 5★



B99.00.T6 Basin Set - 5★



B99.01 Mini Basin Mixer - 5★



B99.02 Basin Mixer - 5★



B99.02.T2 Basin Mixer - 5★



B99.03.E Mixer Extension



B99.03 Basin Mixer - 5★



B99.05 Wall Set



B99.05.T2 Wall Set



B99.05.T5 Wall Set Mixer



B99.05.T7.S Divertor Spout



B99.05.T6 Wall Mixer Set




B99.05.T7 Bath/Shr Mixer - 3★



B99.07.T9 Kitchen Set - 5★



B99.08 Kitchen Mixer - 5★




B99.08.T2 Kitchen Mixer - 5★



B99.10 Shower Set - 3★



B99.10.T3 Shower Set - 3★



B99.12 Shower Set - 3★



B99.28 Wall Set

CITY STIK



B99.08.T5 Bath Mixer



B99.13 Shower Mixer - 3★



B99.28.T5 Wall Set



B99.41 Inwall Divertor



B99.44 Washing Machine Tap



B99.45 Cistern Tap



B99.48 Wall Mixer



B99.48.T2 Hob Mixer



B99.48.T3 Wall Mixer



B99.48.T5 Divertor Mixer



B99.48.T7 Twin Mixer Set



B99.49 Wall Taps



B99.49.T2 Wall Tap Set



Extended Lever Option

CITY PLUS



B97.00 Basin Set - 5★



B97.02.T2 Basin Mixer - 5★



B97.03 Basin Mixer - 5★



B97.04 Basin Mixer - 5★



B97.07.XS Floor Spout



B97.05 Wall Set



B97.07.T9 Kitchen Mixer - 5★



B97.10 Shower Set - 3★



B97.11 Shower Set - 3★



B97.15 Bib Tap



B97.20 Bath/Hand Shower - 3★

CITY PLUS



B97.22 Bath H/Shower Set - 3★



B97.25 Shower, H/Shower Set - 3★



B97.28 Wall Set



B97.30 Basin, Kitchen Mixer - 5★



B97.34 Shower Set - 3★



B97.37 Bidet Mixer - 5★



B97.41 Inwall Divertor



B97.44 Washing Machine Tap



B97.45 Cistern Tap



B97.48 Wall Mixer



B97.49 Wall Taps



B97.49.T2 Wall Tap Set



C as Standard - B, M Optional

CITY ACCESSORIES



B97.51 Towel Ring



B97.52 Soap Dish Glass



B97.52.T2 Soap Dish



B97.52.T3 Soap Holder



B97.55 Towel Rail 600 or 900mm



B97.57 Double Towel Rail



B97.59 Glass Shelf 500mm



B97.59.T2 Shelf 450mm



B97.60 Multi Rack 600 or 900mm



B97.61 Toilet Roll Holder



B97.61.T2 Toilet Roll Holder



B97.61.T3 Toilet Roll Holder



B97.63 Robe Hook



97.65 Mirror Brackets



B97.34.E Handshower Connection



B97.34.H Handshower Holder





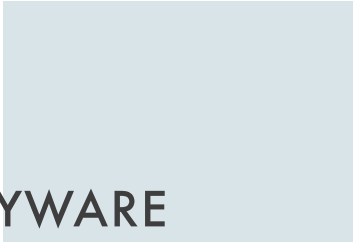

B97.42 Handshower + Hose - 3★



B70.03 Click Clack Waste



B70.34.T2 Bottle Trap



CITY SANITARYWARE



B97.75 Toilet Suite - 3★




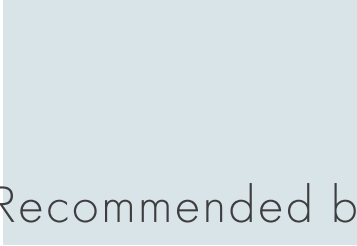


B97.90 Basin 59cm



B97.90.T3 Basin 100cm



B97.90.T4 Basin 100cm



REN HEATED TOWEL RAILS - Recommended by Brodware.









Coco



Solo Linear

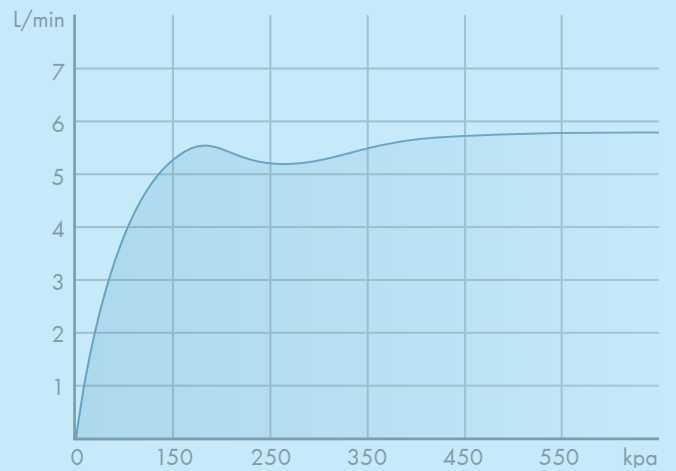
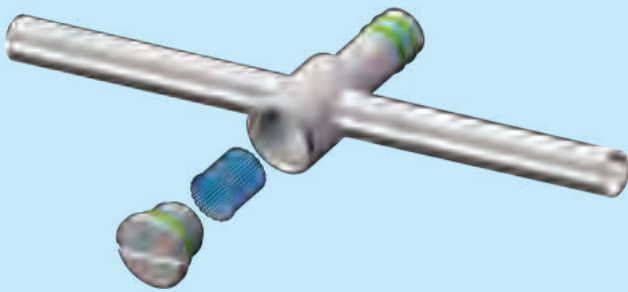


Heated Rack



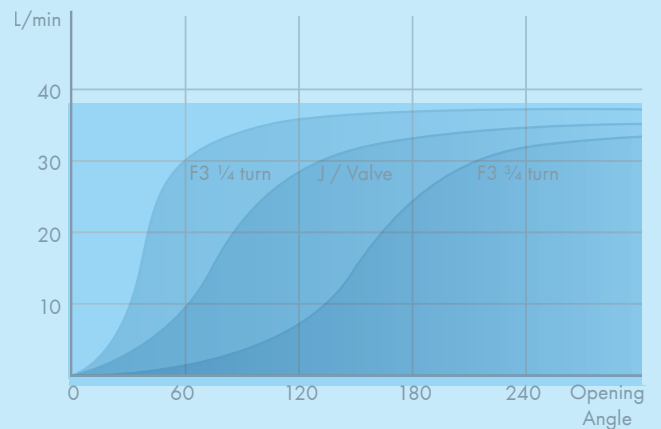
BROCLEAN® WATER MANAGEMENT SYSTEM.

Brodware’s patented Broclean® system delivers consistent savings regardless of pressure. Unlike some other systems, flows of +/- 0.5l/m either side of the relevant WELS benchmark are available from pressures between 150 to 1500kpa. The graph below shows a typical flow curve. The Broclean® filtration system where fitted, is located upstream of the flow controller for a more consistent flow.



EASIGLIDE® CERAMIC ENGINE

Utilising special compounds, the Easiglide® ceramic engine is not only a breeze to use but the seals are water hammer resistant when used at recommended pressures. This is especially important with lever handle tapware. Our Easiglide® F3 ceramic engines are fitted with noise suppressant screens for quieter operation. The Easiglide® F1 Mono Mixer engine incorporates a Temperature Selection Ring (illustrated in green) which enables the hot water to be adjusted to a temperature to provide safety for children and save energy.



Easiglide® F3 Ceramic Engine
Nominal Flow Comparison - Not Controlled

TECHNICAL

SPECIFICATIONS


Supply Temperature	80 °C max
Supply Pressure	100kpa min - 800kpa max. 250kpa min - 800kpa max for a single lever mixer.
Outlet Pressure	500kpa in accordance with AS3500 is recommended
Test Cycles	Easiglide® F1 ceramic engine 500,000 cycles
Safety Temperature Limiter	Supplied on all single lever mixers allowing restriction of hot water supply at tap
Body Construction Material	Dezincification Resistant Brass Metal.

POTABLE WATER COMPLIANT.

Brodware holds a test certificate to AS4020. This test includes taste testing, resistance to growth of micro organisms, nil cytotoxic & mutagenic response, and metal extraction test.

BRODWARE HOLDS TEST CERTIFICATES TO:

- AS4020 products in contact with potable water.
- AS6400 water efficient products (WELS)
- AS3718 tapware
- AS3662 showers



EXTRA SERVICE

- Custom facilities - Our factory can produce fittings that are technically feasible in a range of sizes.
- Customised finishes -We can plate our products in different customised finishes including Europlate®, Platino Matt®, Gold, Bright Nickel and Satin Chrome.

Hotline - We are at your disposal for any technical enquires or questions about Brodware Products and Services.
Call Technical Support on +61 2 9421 8200.

Spares Guarantee - We guarantee that compatible replacement parts will be available for at least 10 years after your purchase.

Product designs and product names are Trademarked or Design Patented.

Copyright © Brodware Industries - January 2008.

architectural fixtures + fitments

BrodwareTM



Brodware Industries - 2 St James Place Seven Hills NSW 2147

T: +61 2 9421 8200 - F: +61 2 9421 8202 - E: sales@brodware.com.au

PO Box 610 Seven Hills NSW 1730 Australia