

Eveneer[®] WoodWall

Pre-finished timber veneer for interior walls and ceilings;
applies with the ease of a wallpaper



REAL TIMBER



FLEXIBLE



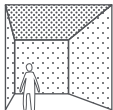
PRE-POLISHED



MOULDINGS



EASY DELIVERY



WALLS & CEILINGS



USES 43X FEWER TREES



GROUP 1 FIRE-RATED



FSC[®]-AVAILABLE

Eveneer® WoodWall—Real, pre-finished timber veneer installed with the ease of a wallpaper. Available in a wide range of timber species, Eveneer® WoodWall is supplied in sheets ready to hang. An environmentally friendly timber wall panelling option that uses less than 5% of the timber used in traditional panelling.

With a Group 1 fire-rating, Eveneer® WoodWall is suitable for residential and commercial projects, where it can be applied to walls, columns, beams and ceilings and fixed to a variety of surfaces including plaster, plasterboard, MDF, plastic and metal.

Its outstanding flexibility means it is able to conform to curved surfaces, even folding around a >1mm radius, parallel with the grain, for seam-free corners.

ADVANTAGES

- Ideal for direct application to plaster or plasterboard.
- Seamless installation with no need for shadowlines.
- Wide range of real timber species —recut and natural timber veneers.
- Quickly and easily installed by wall-covering professionals with standard wall-covering tools and minimal site disturbance.
- Group 1 fire-rated.
- Cost effective.
- Flexible for application to curved surfaces.
- Folds around a >1mm radius parallel to the grain, for seam free corners.
- Long sequence runs, matched and numbered.
- Convenient rolls for easy delivery to site.
- Environmentally friendly—Up to 3x the yield of conventional veneer and uses 43x fewer trees than traditional wood panelling.
- Complementary colours in Eveneer Raw.

APPLICATIONS

- Interior use only
- Walls and ceilings
- Columns, beams and bulkheads

RANGES

ALPlignum

Our ALPlignum recut timber veneers offer the benefits of consistent appearance, availability and environmental certification. Made from species grown in well managed FSC® certified forests and plantations the veneer is rotary peeled for maximum yield, colour enhanced and then reformed into a solid log that is sliced to produce veneers of consistent colour and pattern.

Natural

Our natural timber veneers are sourced from the highest quality logs from a wide variety of tree species obtained from managed forests, plantations and FSC certified sources. Natural timbers vary in colour and figure from tree to tree and even within the same tree, due to the variables in the environment, the soil conditions surrounding the tree, the quality of the air and water and weather over the years. Each tree is unique and the characteristics of each leaf of veneer from a given tree are also unique, this is what gives them their natural beauty.

Assembled with a refined pattern, each sheet tells a story of the tree from which it came, while maintaining a level of homogeneity made possible by an exacting curatorial process. Dyeing, smoking or ageing further the range of available colours while maintaining the unique grain of the wood.

Note—Supply of all veneers is subject to species availability.

TECHNICAL

Dimensions

Sheets (0.4 – 0.6mm)
2750/3050¹ x 930mm²

¹ Custom sizes and pattern matching available on request. Up to 4000mm length available, subject to timber availability.

² Some items only available at 830/1220mm. Please refer to eltongroup.com

Finishes

Eveneer WoodWall is pre-finished with 2 coats of polyurethane with an effective gloss level of 5%. Increased durability and gloss level is available with our 3-coat Elite finish in 30% gloss. It can also be oversprayed in situ.

Samples

Any sample product or sample image is provided as an indication only as to the general nature of the product.

Pattern

The appearance of Eveneer WoodWall is largely determined by how the veneer is cut and the leaves matched to form the full sheet. Listed below are the curated patterns available. (see back page for graphic representation). Other patterns of veneer cutting and matching are available on request.

Quartered	Straight or slightly wavy striped pattern
Crown	Flame pattern
Planked	Mismatched pattern similar to the look of floorboards
Burl	Swirling irregular pattern
Special	Designer pattern

Sequence Matching

WoodWall sheets are sequentially numbered at the bottom to assist continuity and matching during installation (excepting the planked pattern). This ensures an harmonious appearance (similar to installing a wall mural). Each leaf of veneer is laid down in the order in which it was sliced from the log and each sheet is made in order. Sometimes there is not a sequence run available long enough to complete an entire project and in this case it is necessary to break the project up into manageable parcels of sequence runs; e.g. different wall planes. Please contact Elton Group to discuss how this can best be done for your project. As the material for your project will generally come from one log, the length ordered must be the longest length required. Windows, steps, drop bulkheads etc must be cut around and the spare material discarded. You cannot patch around these elements with leftover material as it will compromise the overall appearance. (see back for graphic representation)

End Matching/Stack Matching

Installations requiring longer than standard lengths may be end or stack matched. End matching offers the greatest continuity of colour and figure, especially in natural veneers. Sheets are installed sequentially with the first in the lower left, the second is rotated 180 degrees and joined at the top of the first sheet. For the best appearance when end matching sequenced sheets, join numbered edge to numbered edge or non-numbered edge to non-numbered edge, based on the desired result. End matching must be specified when ordering³. (see back for graphic representation) Stack matching is more commonly used for recut or quartered veneers. Sheet 2 is stacked on top of sheet 1, ie, the top of sheet 1 meets the bottom of sheet 2.

Note—For best visual of grain pattern, we suggest laying out the sheets prior to installation to determine which direction the sheets go as sometimes ‘bottoms up’ appears more aesthetically pleasing than ‘tops up’. Please confirm with the specifier or end user for approval prior to installation.

³ Because sheets must be made specially.

Reaction to Light

Eveneer WoodWall is made from real timber veneers which will react to various environmental conditions, such as direct and indirect light, as well as heat and humidity. A change in surface colour and appearance, over time, is therefore considered normal and not a defect.

We recommend that Eveneer WoodWall be used within closed buildings where it will not be exposed to direct sunlight and moisture.

Reaction to Fire

Eveneer WoodWall has achieved a Group 1 fire rating according to Specification A2.4 of the Building Code of Australia, BCA C1.10a Fire Hazard Properties, Wall and Ceiling Linings/Coverings. Refer eltongroup.com/downloads for latest fire rating results and certificates.

INSTALLATION

The installation process is critical to the aesthetic appeal of Eveneer WoodWall. Environmental conditions, surface preparation, primer and adhesive selection and quality workmanship are the key elements for a successful installation. Eveneer WoodWall must be installed by a qualified wallpaper installer. An installation guide can be downloaded at www.eltongroup.com/downloads.

ENVIRONMENT

Wood is one of our few renewable resources and those of us in the forest products industry have a responsibility to ensure protection and wise utilisation of the forests so that they will be available for future generations. Elton Group is committed to supplying timber veneers in accordance with advanced environmental standards for forests, water utilisation and raw material utilisation.

Sustainable Wood Veneers Have Many Environmental Benefits

- Wood is a renewable resource.
- Forests produce oxygen and promote biodiversity.
- Trees store carbon by absorbing carbon dioxide which is then ‘locked up’ for the life of the tree and in the wooden products made from that tree.
- Wood products involve low embodied energy.
- Veneer is one of the most environmentally efficient and economical ways to use beautiful timbers because one cubic metre of veneer can cover more than 1000m² of panel surface.

Eveneer WoodWall offers the largest sequenced and consistent runs in a natural wood panelling available today. The patented process for slicing the veneer increases the log’s yield by approximately 300%. The same volume of veneer that would traditionally come from 3 trees now only requires 1. Not only that but Eveneer WoodWall uses less than 5% of the overall timber required for traditional timber veneered panelling. Eveneer WoodWall was developed and continues to be manufactured with the goal of assuring reliable supplies for future generations. Trees are sourced from managed forests, plantations and FSC⁴ certified sources.

⁴FSC is an internationally recognised body that certifies timber products produced in a sustainable manner, with a stringent traceability system that verifies the path taken by certified raw material throughout all stages of processing, manufacturing and distribution.

CARE AND MAINTENANCE

If required, clean the entire surface with Murphy’s Oil Soap, following the manufacturer’s directions. The wood surface may also be cleaned with warm clean water using a damp lint-free cloth or sponge. Do not flood the surface. Do not use any abrasive cleaners or pads on the surface of Eveneer WoodWall. Polish as required with good quality furniture oil.

SPECIFYING NOTES

This short form specification template will help you specify Eveneer WoodWall.

Product Name

Eveneer WoodWall (INSERT SPECIES NAME)

Pattern

Quartered / Planked / Crown / Burl*

Sheet Size

2750mm / 3000mm* x 930mm / Other* (INSERT SIZE) mm

Finish

Standard 5% Gloss / Elite 30% Gloss / Elite 70% Gloss*

Contact

Elton Group
1–5 Brough St. Springvale 3171 VIC Australia
T: 1300 133 481 F: 1300 733 681
www.eltongroup.com

Installation

Refer to eltongroup.com/downloads

Finishing

Eveneer WoodWall has a factory applied polyurethane finish. If an additional finish is desired, use 1 – 2 coats of a low – mid sheen polyurethane.

Maintenance

Treat Eveneer WoodWall as you would fine timber furniture. Use a lint free cloth and Murphy’s Oil Soap, or similar, to clean. Polish as required with good quality furniture oil.

*delete as applicable


SAMPLES

To help with your selection and to keep your binder in good order, Elton Group provides samples of Eveneer WoodWall. To order your samples please visit eltongroup.com or call us on 1300 133 481. Requests received by 2pm weekdays will be processed the same day.


TERMS & CONDITIONS

Please visit eltongroup.com/downloads


Elton Group reserves the right to change information and details without notice as new developments are made. Please refer to eltongroup.com for the latest range items and information.




Quartered



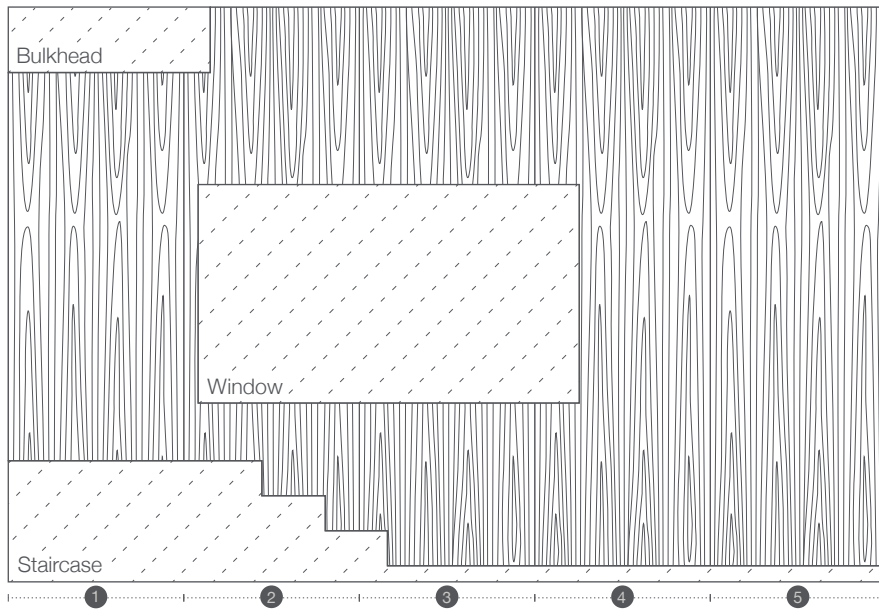
Crown



Planked

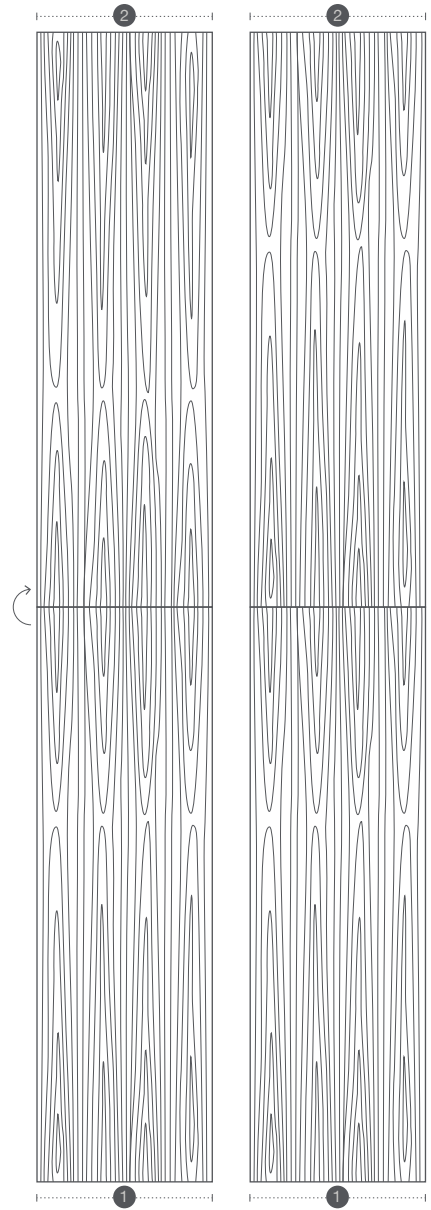


Burl



Sequence Matching

Waste



End Matching

Stack Matching