



Coldbuster carpet heating mats have a unique 1.5mm thin element which is hardly felt under carpets. Installed between underlay and carpet, the warm up time is quick, resulting in economical running costs.

Coldbuster carpet heating is the ideal choice for heating bedrooms and living areas. Its design ensures both safety and durability, including a waterproof high grade Teflon coating. (Details overleaf)



Configuration

The Coldbuster carpet heater is like an electric blanket for your carpet. The heating element is securely stitched to a mesh strip.

The heater mats are 600mm wide, with a range of lengths to cater for rooms of different shapes and sizes. Heaters have 6m long power leads that can be connected to a programmable or manual thermostat

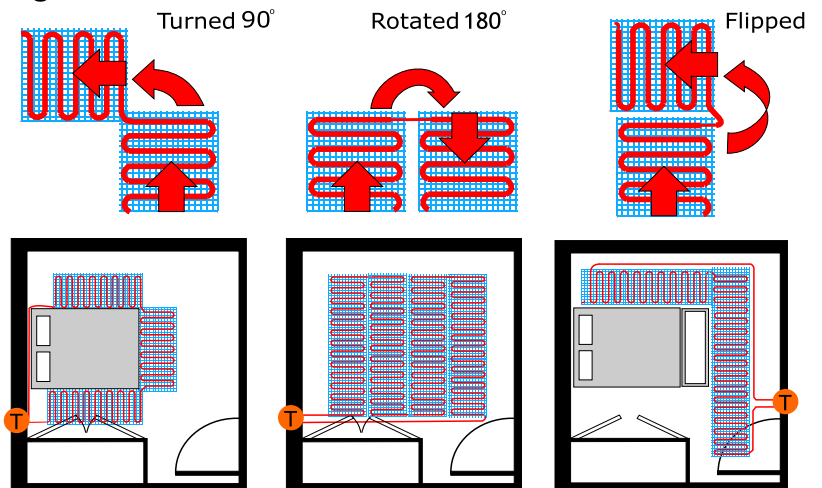


Installation

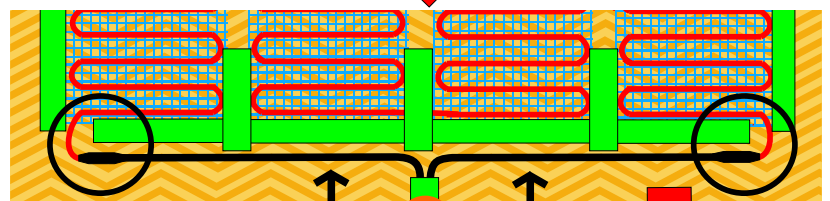
Following the recommended layout provided, unroll the heater strip and cut the mesh to change the direction as illustrated on the right. **Care must be taken to never cut or cross over elements.**

The Coldbuster carpet heater is stuck on the top of the underlay, using 50mm wide masking tape. Tape the strips securely to prevent shifting when the carpet is unrolled. There will be a 20mm gap between the mesh when strips are laid parallel. Alternatively hot melt glue can be used to secure the mats.

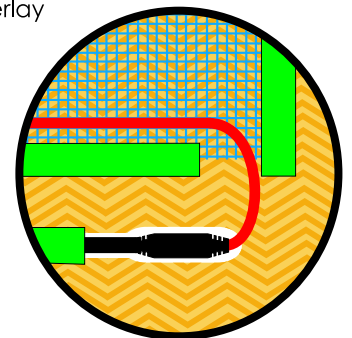
Cutting the mesh



Tape to underlay



Cut slot in underlay to recess black power cables



Specification

Product Code	Dimensions	Wattage	Amps	Suitable to heat
CK 250/16	0.6 x 2.5m	250W	1.1A	3.5m ² Room
CK 500/16	0.6 x 5.0m	500W	2.3A	7.0m ² Room
CK 750/16	0.6 x 7.5m	750W	3.4A	10.0m ² Room
CK 1000/16	0.6 x 10.0m	1000W	4.5A	13.5m ² Room
CK 1250/16	0.6 x 12.5m	1250W	5.6A	17.0m ² Room

