



LAMINATE

NEW

2014 / 2015



DISCOVER A WORLD YOU'D LOVE TO LIVE IN





DISCOVER A WORLD YOU'D LOVE TO LIVE IN.

We believe that dreaming is as important as doing. That's what makes our laminate floors so special. While we're pioneers in the way today's laminate floors are made, it's not just about quality manufacturing or innovative details. It's about what our floors can do for your personal interior style.



06



12

WELCOME

06 Why Quick • Step®?

08 Advantages of laminate

GET INSPIRED

12 Natural

The natural materials and earthy shades of these floors bring a truly authentic style to your home.

18 Chic

Bring a sense of luxury to your interior.

24 Charming

Inspiration for harmonious living spaces.

30 Pure

Trendy floors for endless combinations.



CHOOSE YOUR FLOOR

37 Types of finishes and bevels

38 Range overview



INSTALL & FINISH

44 How to install?

46 A perfect finish: matching accessories

49 Clean & care

52 Matching accessories guide

WHY QUICK•STEP®?

WHY QUICK•STEP® IS HAPPY TO GIVE YOU UP TO 25 YEARS WARRANTY ON YOUR FLOOR

“ OUR ULTIMATE GOAL
IS TO ALWAYS CREATE A
FLOOR THAT IS A TREND
TODAY AND A CLASSIC
TOMORROW ”



UP TO **10x**
**MORE SCRATCH
RESISTANT**

**SCRATCH
GUARD**
UP TO 10x MORE SCRATCH RESISTANT

The top layer of a Quick-Step laminate floor has an **extra protective layer**, so you can enjoy your beautiful, natural looking floor for even longer. Thanks to this Scratch Guard Technology, **which is the result of years of research and investment in the field of durability**, Quick-Step floors are up to ten times more scratch resistant than floors without Scratch Guard.

EASE OF INSTALLATION



Use the revolutionary and patented Uniclic® system to effortlessly click the planks together.

The system is **very easy to use**, a lot **faster** and a lot **more solid** than other systems. Installation becomes a breeze, even in the smallest corners of the room. More information on page 44.

WWW

Check out our
installation
video on
www.quick-step.com.au





TOTAL FLOOR SOLUTIONS

Quick-Step® offers you much more than floors alone. With our range of **matching accessories** you can finish your floor to perfection.

From stair finish accessories to scotias, profiles and maintenance products, we have everything it takes to install, maintain and finish your floor to perfection. In addition, you can always rely on our skilled personnel and dealers to share their expert tips and tricks. See more on page 46.

QUALITY DOWN TO THE SMALLEST FIBRE

To make sure you can enjoy your Quick-Step floor for many years, we commit ourselves to deliver uncompromised quality, from the raw material to the finished product. We combine our expertise and commitment to obtain perfect quality which will give you a lifetime of pleasure.

ANTISTATIC SURFACE



An end to annoying electrostatic discharges. Every Quick-Step floor has been given a unique, permanent anti-static treatment. As a result, your floor will attract significantly less dust. This technology has been patented by Quick-Step.



ADVANTAGES OF LAMINATE

WHY YOU'LL LOVE YOUR QUICK-STEP® FLOOR



HYGIENIC SURFACE EASY TO MAINTAIN

You won't have many concerns about the maintenance of your Quick-Step floor, as the sealed surface prevents bacteria accumulating on the floor. This is a great way to prevent allergies. Discover our cleaning products on page 49.

SUITABLE FOR FLOOR HEATING AND COOLING



Select the right underlay and install your floating Quick-Step floor. This way, you can enjoy floor heating and cooling without any worries. Check our new underlays on page 44.

LIGHT AND SUN-RESISTANT



You can easily change the organisation of the room. Light and sun will not affect the colour of your floor, even after a long time.

ASSORTMENT

A WEALTH OF OPTIONS


If you want to improve the value, comfort and atmosphere of your home, laminate flooring is an excellent choice. Due to our wealth of colours and styles, you will always find the perfect companion for your interior. Discover more on page 36.



A HEART FOR NATURE

With Quick-Step you are bringing an environmentally friendly floor into your home. The PEFC certification guarantees that all the wood used to manufacture our HDF core boards is sourced from sustainably managed forests. In addition, Quick-Step also obtained the Environmental Product Declaration (EPD). This internationally recognised certificate indicates the environmental performance of Quick-Step laminate floors throughout their entire life cycle.

Actively reducing the environmental impact through our ongoing monitoring of production makes Quick-Step the environment friendly choice.



ENTER THE WORLD OF QUICK•STEP®.
GET INSPIRED!



NATURAL



Chic



WATCH OUR CAMPAIGN MOVIE

Showcasing the beauty of our
laminate floors.



CHARMING



PURE

NATURAL



DOMINICANO OAK GREY PLANKS | LARGO LPU 1663

The weathered character of this Dominican Oak is reinforced by its beautiful structure and a small V-groove which beautifully defines these long wide panels.



REMEMBER

Quick-Step Laminate also has a warm feel and is perfectly suited for underfloor heating and/or cooling, when combined with the right underlay (see page 44).





SPOTTED GUM PLANKS | ELIGNA U 1689

Get inspired by the charming features showcased in Spotted Gum. The luxurious wide boards add a feeling of purity and natural charm.



WHITE VINTAGE OAK PLANKS | LARGO LPU 1285

It is widely known that using light colours, wide planks and long lengths will make a room look bigger. This floor is the perfect example.



WHITE VINTAGE OAK PLANKS | LARGO LPU 1285



**MATCHING
ACCESSORIES**

DON'T FORGET

For a seamless transition between your floor and the walls, Quick-Step has matching scotia boards in the same colour as your floor and with a matching structure (see page 46).



WHITE VINTAGE OAK PLANKS | LARGO LPU 1285



BLACKBUTT PLANKS | ELIGNA U 1691

This is flooring that effortlessly combines practicality and beauty. Quick-Step Blackbutt is pure Australian style.



RECLAIMED CHESTNUT NATURAL | ELIGNA WIDE UW 1541

The extra wide planks in the Eligna Wide range show off their rustic pattern to the maximum.



Chic

MIDNIGHT OAK BROWN | CLASSIC QSM 058

Dark, mysterious and perfect to bring warmth to your interior.



TIP

Want to see this floor in your own interior? Visit www.quick-step.com.au and try out our online floor advisor! Upload your interior, select your favourite floor and determine which floor fits best.



CAMBRIDGE OAK DARK PLANKS | LARGO LPU 1664

This rustic oak floor with fascinating knots, cracks, twists and turns fits in perfectly with any warm and classical interior.



MIDNIGHT OAK NATURAL | CLASSIC QSM 057

This floor emanates peace and quiet. It is a floor with a traditional, yet classical look.



MIDNIGHT OAK NATURAL | CLASSIC QSM 057



RECYCLED HARDWOOD PLANKS | LARGO LPU 1998

From old bridges and wharfs, to recycled telegraph poles, we have gone to extremes to source this Australian recycled hardwood. All the hard work has been done, to bring these stunning long wide boards in matt finish into your home. For the real deal in recycled Australian hardwood you need look no further.



CARIBBEAN OAK DARK PLANKS | ELIGNA WIDE UW 1546

The weathered depth of Caribbean Oak is expressed uniquely by its old school charm and uncompromising character.



MOONLIGHT OAK NATURAL | CLASSIC QSM 075

Moonlight Oak Natural is the classic foundation to any interior palette. Its ability to exude subtle shades of light enhance the spaciousness in any room.



CHARMING

LIGHT GREY OILED OAK PLANKS | CLASSIC QSM 034

The oak floor appears very natural because of its soft shine and the many light and dark colour nuances. A subtle impression bevel enhances each beautiful plank. The whole room radiates cosiness.



LIGHT GREY OILED OAK PLANKS | CLASSIC QSM 034



BLACKBUTT PLANKS | LARGO LPU 1996

Largo Blackbutt has been developed with the finest Select grade Blackbutt from the Northern Rivers of NSW. These neutral tones with classic matt finish are right at home with the modern Australian home.



RECLAIMED CHESTNUT BROWN PLANKS | ELIGNA UW 1544



HAVANNA OAK DARK | CLASSIC QSM 074

**SPOTTED GUM PLANKS | LARGO LPU 1997**

Spotted Gum is frequently Australia's first choice in hardwood flooring, Now for the first time it is available in long wide boards with a micro-bevel. With the beauty and durability of Quick-Step Laminate, this timeless look has never been so easy to achieve.



OAK PLANKS WITH SAW CUTS LIGHT | ELIGNA WIDE UW 1547

The Eligna Wide allows each board to dance in the room with its jaw-dropping patterns and multi-layered composition.

PURE



MOONLIGHT OAK LIGHT | CLASSIC QSM 076

This timeless floor fits in perfectly with both traditional and modern interiors. It gives the room a soft look with an air of elegance.



VINTAGE OAK NATURAL VARNISHED PLANKS | ELIGNA U 995

The combination of a modern kitchen with the Vintage Oak Natural Varnished Planks results in a delightfully clean room with a warm touch.



LONG ISLAND OAK LIGHT | LARGO LPU 1660

Soft furnishings will pop with such a pure flooring foundation. Liveliness coupled with cool colour tints completes the picture. Huge boards in classic grey will always be a winner.



BLEACHED WHITE TEAK | CLASSIC QSM 031



DON'T FORGET

For a seamless transition between your floor and the walls, Quick-Step has matching Scotia in the same colour as your floor and with a matching structure (see page 44).

BLEACHED WHITE TEAK | CLASSIC QSM 031

The cosy, white-painted teak floor creates the mood and is the perfect basis for lots of colour and enthusiastic action.



GREY VINTAGE OAK PLANKS | LARGO LPU 1286

The typical play of light and dark colours in this variety of wood is emphasised by the natural degree of shine, the amazingly wide selection of hues and the beautiful plank variations.



AUTHENTIC OAK | LARGO LPU 1505

The Authentic Oak of the Largo collection oozes style with substance, thanks to the extra long and wide plank format.

DISCOVER OUR LAMINATE FLOOR COLLECTION

Our Quick • Step® laminate floors open
new doors to creativity.
They help you express your personality
and bring dreams to life. They set the
mood and allow you to create spaces
that truly make you feel at home.




37 Types of finishes and bevels

38 Range overview

Discover our Quick-Step collection.

TYPES OF FINISHES



Original wood/stone structure



Surface finish which matches the natural variety and original appearance perfectly.



Matt finish



A soft finish resulting in a contemporary look.



Authentic finish



Unique aged finish on rustic floors. It mirrors the woodgrain pattern of natural wood making the surface look and feel like genuine hardwood.



Saw cut finish



The saw cuts underscore the worn appearance of the planks, whilst highlighting the grain of the wood variety to an even more gorgeous effect.

TYPES OF BEVELS



Large bevel



Distinctive grooved edges offer the look of an expansive solid plank floor.



Micro bevel



Fine micro-beveled edges clearly delineate the planks.



Impression bevel



Effect that emphasises planks in a subtle way.

DESIGNER'S CHOICE



Kendall Waller,
Product & Technical Manager

Quick-Step's laminate range has undergone a complete make-over with the introduction of three custom-designed products inspired by Australian species for the Largo range. Meticulously researched and prepared by Product & Technical Manager, Kendall Waller, the refined Largo range exudes class, especially with its wide boards and rustic charm.

According to Kendall, this is the first time in Quick-Step Australia's history that Largo products have been created specifically for the local market using Australian species as inspiration.

"The research, discovery, design and production process was intense and exhilarating all at the same time. The initial vision of creating three dynamic flooring products that can now be showcased in Australian homes is very rewarding. Australian consumers can now choose from Blackbutt, Spotted Gum and Recycled Hardwood in the refreshed 10-colour Largo range."


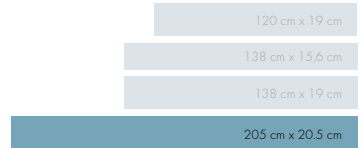
See pages 21, 26 and 28.

KW.


LARGO

EXTRA LONG AND EXTRA WIDE PLANKS


LENGTH: 205 CM | WIDTH: 20.5 CM | THICKNESS: 9.5 MM | 1 BOX: ±2.522 M²



WHITE VARNISHED OAK PLANKS
LARGO LPU 1283




LONG ISLAND OAK LIGHT PLANKS
LARGO LPU 1660




WHITE VINTAGE OAK PLANKS
LARGO LPU 1285



DOMINICANO OAK GREY PLANKS
LARGO LPU 1663*



AUTHENTIC OAK PLANKS
LARGO LPU 1505




BLACKBUTT PLANKS
LARGO LPU 1996




GREY VINTAGE OAK PLANKS
LARGO LPU 1286



CAMBRIDGE OAK DARK PLANKS
LARGO LPU 1664*



SPOTTED GUM PLANKS
LARGO LPU 1997



RECYCLED HARDWOOD PLANKS
LARGO LPU 1998

WHAT IS LARGO?

The Quick-Step Largo planks are special – in fact they are the longest and widest planks in our range – and they'll make your room special too. At more than 2 metres long, they exude class and quality.

- The longest and widest selection of Quick-Step laminate planks
- Long planks give depth and create an extra sense of space
- No design repeats on the planks
- Colour variation between the various planks for that natural effect

Please note: Moisture-resistant is not the same as moisture-proof. All spillages must be mopped up immediately and water should never be left on the floor. The printed designs give an idea of the actual colour and nuances of the pattern but are not true to nature. The patterns shown are only a sample and are not fully representative of all the different nuances within the design. For a representative view of the surface structure and joint-finishing of a plank, take a look at the big samples on display and ask your dealer for more advice.

* These products have been produced using class 32 technology and components. Some of the EN 13329 test methods are not fully applicable. For more information: www.quick-step.com


ELIGNA

BEAUTIFUL AND BALANCED PLANK FLOORS

U: LENGTH: 138 CM | WIDTH: 15,6 CM | THICKNESS: 8 MM | 1 BOX: ± 1,722 M²




WHITE BRUSHED PINE PLANKS
ELIGNA U 1235




LIGHT GREY VARNISHED OAK PLANKS
ELIGNA UM 1304




WHITE VARNISHED OAK PLANKS
ELIGNA U 915



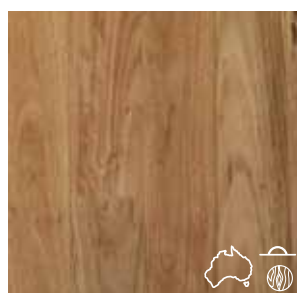
NATURAL VARNISHED OAK PLANKS
ELIGNA U 896



VINTAGE OAK NATURAL VARNISHED PLANKS
ELIGNA U 995



NATURAL VARNISHED CHERRY PLANKS
ELIGNA U 864



BLACKBUTT PLANKS
ELIGNA U 1691




HOMAGE OAK NATURAL OILED PLANKS
ELIGNA U 1157




VINTAGE OAK DARK VARNISHED PLANKS
ELIGNA U 1001




MERBAU PLANKS
ELIGNA U 996



AFZELIA DOUSSIE BLEACHED PLANKS
ELIGNA U 1161



SPOTTED GUM PLANKS
ELIGNA U 1689



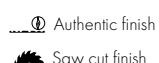
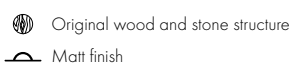
DARK GREY VARNISHED OAK PLANKS
ELIGNA UM 1305



BLACK VARNISHED OAK PLANKS
ELIGNA UM 1306



WENGÉ PLANKS
ELIGNA U 1000



ELIGNA WIDE

WIDE AND RUSTIC PLANK FLOORS

UW: LENGTH: 138 CM | WIDTH: 19 CM | THICKNESS: 8 MM | 1 BOX: ± 1.836 M²




120 cm x 19 cm


138 cm x 15,6 cm

138 cm x 19 cm


205 cm x 20,5 cm




OAK PLANKS WITH SAW CUTS LIGHT
ELIGNA WIDE UW 1547




CARIBBEAN OAK GREY PLANKS
ELIGNA WIDE UW 1536




RECLAIMED OAK BROWN PLANKS
ELIGNA WIDE UW 1545




RECLAIMED CHESTNUT NATURAL PLANKS
ELIGNA WIDE UW 1541



RECLAIMED CHESTNUT ANTIQUE PLANKS
ELIGNA WIDE UW 1543



CARIBBEAN OAK DARK PLANKS
ELIGNA WIDE UW 1546



RECLAIMED CHESTNUT BROWN PLANKS
ELIGNA WIDE UW 1544

WHAT IS ELIGNA?

The Quick-Step Eligna collection is strikingly beautiful thanks to the excellent balance between length and width. If you lay these solid, extended plank floors, you'll generate a soft and tasteful effect.


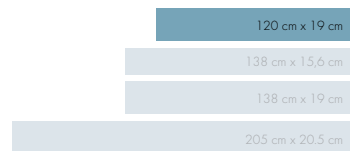
Eligna Wide adds an extra dimension to this collection. These natural floors have extra wide planks that show off their rustic patterns to their best advantage.

- Elegant plank format
- Large, natural colour variation between planks


CLASSIC

TRADITIONAL AND STYLISH LAMINATE FLOORS

LENGTH: 120 CM | WIDTH: 19 CM | THICKNESS: 7 MM | 1 BOX: ± 1.824 M²




BLEACHED WHITE TEAK
CLASSIC QSM 031




MOONLIGHT OAK LIGHT
CLASSIC QSM 076



HAVANNA OAK NATURAL WITH SAW CUTS
CLASSIC QSM073




NATURAL VARNISHED OAK
CLASSIC QSM 033




MIDNIGHT OAK NATURAL
CLASSIC QSM 057




MOONLIGHT OAK NATURAL
CLASSIC QSM 075



BLACKBUTT 2 STRIP
CLASSIC QST 1690




MIDNIGHT OAK BROWN
CLASSIC QSM 058




LIGHT GREY OILED OAK
CLASSIC QSM 034



MERBAU
CLASSIC QST 077



SPOTTED GUM 2 STRIP
CLASSIC QST 1688



HAVANNA OAK DARK WITH SAW CUTS
CLASSIC QSM 074

WHAT IS CLASSIC?

Quick-Step Classic is more than just a laminate floor. In this range you will find a combination of relationships between colour and style and a natural look and feel.

- Traditional laminate floor
- Stylish range of designer colours
- Realistic impression edges

Large bevel
Micro bevel

Impression bevel

Original wood and stone structure
Matt finish

Authentic finish
Saw cut finish

KW Designer's Choice
Australian species

THE DETAILS MAKE THE DIFFERENCE: ACCESSORIES

Discover all Quick • Step® accessories for a perfectly finished floor. There's a solution for every situation, it's easy and you get a professional result.



HOW TO INSTALL ?

44 Choose the right underlay

Quick-Step has the perfect underlay for each situation.

45 Laying your floor without hassle

Install your floor in no time thanks to the patented Uniclic® and Uniclic® Multifit system.



PERFECT FINISH

46 Incizo®, finishing profile for floor and stairs

Use the Incizo® profile for a perfect finish to your floor or stairs.

48 Scotia

There's a full range of skirting boards to match every floor and taste.



CLEAN & CARE

49 Clean & care

Quick-Step Cleaning kit and other solutions to keep your floor in top condition.

WARRANTY

The use of products other than the Quick-Step® accessories might cause damage to the Quick-Step® floor. In such case the guarantee provided by Quick-Step® will be void. We therefore strongly recommend to use only Quick-Step® accessories as these have been especially designed and tested for use with Quick-Step® floor panels.

AN UNDERLAY IS NOT AN IDLE LUXURY

WHY GO FOR A QUICK-STEP® UNDERLAY?

PERMANENTLY SOUND-ABSORBING

Quick-Step underlays are top quality and maintain their initial thickness over the years. Which means they will continue to dampen sounds such as the tapping of high heels.

IDEAL FOR UNICLIC®

The smooth surface of the underlays prevents parts of the underlay from getting stuck in between the Uniclic® tongue and groove during installation.

Moreover all Quick-Step underlays offer a stable base protecting the Uniclic® click system.

2 IN 1: PROTECTS AGAINST DAMP TOO

A Quick-Step 2-in-1 underlay will reduce preparation time for the installation of your floor by half. The damp-proof and moisture-resistant membrane (DPM) with an adhesive strip has already been integrated into the levelling underlay. This will save you a lot of time and effort.

SUITABLE FOR FLOOR HEATING

All Quick-Step underlays are suitable atop floor heating systems. Check the website for more information or ask your retailer for advice.



QUICK • STEP® COMBI-LAY STANDARD

Combi-Lay Standard is no normal underlay. The dense, closed cell polyolefin foam provides excellent support, with good reduction of both reflected and impact noise.



QUIET • STEP® COMBI-LAY

Quiet-Step Combi-Lay is the first choice where a quiet step sound and maximum reduction in multi-storey noise is required. This high density underlay has no match when it comes to reducing foot fall noise, with a reduction of up to 30% over standard underlays.

WWW

www.quick-step.com.au



LAYING YOUR FLOOR WITHOUT HASSLE

Laying a Quick-Step floor is easy thanks to the patented and world-famous Uniclic®.


Uniclic® is very user-friendly, a lot faster and a lot more solid than other systems. It makes laying easier, even in the smallest corners of the room.

HOW DOES IT WORK ?

You will find yourself fitting your floor in a 'click', very swiftly and with greatest ease.



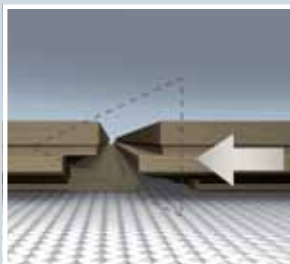
METHOD 1: ROTATE AND CLICK



UNICLIC®
PATENTED TECHNOLOGY

Click the panels into each other along the long side and the short side.

METHOD 2: HORIZONTAL INSERTION



Ideal for awkward corners. Unlike most other systems, Uniclic® panels can also be joined together horizontally. This is essential when you install the last row of panels or in places where it is difficult or even impossible to rotate the panels (underneath door frames or heating units, for example).

WWW

Check out our
installation video on
www.quick-step.com.au



YOUR QUICK • STEP® FLOOR DESERVES A PERFECT FINISH

QUICK • STEP® INCIZO® 5 QUESTIONS, 1 ANSWER

Quick-Step's patented Incizo® profile is a multifunctional finishing profile. One and the same profile can be used for all the finishes of your floor and stair, in the matching colour.



1. How can I join two floors of the same height?

With the Incizo® profile, cut as an expansion profile.



2. How do I finish my Quick • Step® laminate floor along a wall or a window?

You can cut the Incizo® profile into a clean end profile.



3. How can I solve variations in height - from one floor to another?

Use the Incizo® profile, cut as an adaptor profile.



4. How can I connect my laminate floor to a carpet, and have a beautiful finish?

Use the Incizo® profile, cut as a transition profile.

5. WHAT ABOUT MY STAIR?

The Quick-Step Incizo® profile gives you a whole string of solutions for your stairs.



Classic finish.



Sleek and modern finish.



Transition between the top step and the rest of your floor.




Solutions to finish a stair nose.




HOW TO USE INCIZO® ON YOUR STAIRS

If you're a bit of a dab hand at DIY, you can easily finish or renovate your stairs yourself.



1. Glue the plank to the riser.
The spacers ensure that sufficient space is left underneath to fit in the step.



2. Glue and screw the aluminium sub-profile on the step.



3. Apply glue to the sub-profile and the step. Spread the glue out across the sub-profile.



4. Place a plank on the step against the rising edge of the sub-profile.



5. Apply glue to both sides of the Incizo® base.



6. Press the Incizo® profile onto the sub-profile.

Incizo® laminate profile QSI(-)

- > Dimensions: 215 cm x 4.8 cm x 1.3 cm
- > Content: 1 Incizo®, 1 cutter and 1 plastic rail.

Incizo® aluminium sub-profile for stairs QSIBASE(-)

- > Dimensions: 215 cm x 7.1 cm x 1.7 cm
- > To be ordered separately, including plastic strip.
- > Incizo® stairs finishing not for commercial applications.

WHY QUICK • STEP® SCOTIA?

1. MATCHING COLOURS

Quick-Step has scotia with perfectly matching colours for every floor.

2. SCRATCH RESISTANT LAMINATE SCOTIA

This means they can really take the rough and tumble of every day life.

3. QUICK • STEP® WARRANTY

Scotia come with the same warranty as Quick-Step floors. That's years and years without worries.



SCOTIA

A discreet finish to your floor which can also be combined with an existing skirting board if necessary. It perfectly matches the colour of your Quick Step laminate floor.

240 cm x 1.7 cm x 1.7 cm

KEEPING YOUR FLOOR IN TOP CONDITION IS EASY



QSCK

QUICK • STEP® CLEANING KIT QSCK

All Quick-Step floors are low-maintenance. They stay clean with the purpose-made Quick-Step cleaning kit. Practical and easy to use, it comes with a mop holder with adjustable handle, a micro fibre mop you can wash and the Quick-Step cleaning product. You can use the mop dry or slightly moist.

Also available individually:

- > **Quick • Step® Cleaning mop**
QSRMC
- > **Quick • Step® Cleaning product 750 ml**
QSM750



QSM750



QSREPAIR

QUICK • STEP® REPAIR KIT QSREPAIR

Recreate the colour of damaged planks quickly and easily with 7 wax pieces selected to cover all Quick-Step floor colours.

Content: one melting knife, one cleaning comb, 7 wax blocks.



WATCH OUR REPAIR MOVIE

Showcasing how to repair your laminate floor.




MATCHING ACCESSORIES GUIDE

YOUR FLOOR DESERVES A PERFECT FINISH

Flawlessly matching accessories are available in all Quick-Step laminate products. Quick-Step is committed to perfecting all aspects of flooring by meticulously colour-matching trims and profiles for all applications including stairs across all laminate ranges. See pages 46-48 for more information on available accessories.

Product code	Product description	Quick-Step SCOTIA More info see page 48	Quick-Step INCIZO More info see page 46
--------------	---------------------	--	--

LARGO				
	LPU1283	WHITE VARNISHED OAK PLANKS	QSFSCOT 01283	QSINCP 01283
	LPU1285	WHITE VINTAGE OAK PLANKS	QSFSCOT 01285	QSINCP 01285
	LPU1286	GREY VINTAGE OAK PLANKS	QSFSCOT 01286	QSINCP 01286
	LPU1505	AUTHENTIC OAK PLANKS	QSFSCOT 01505	QSINCP 01505
	LPU1663	DOMINICANO OAK GREY PLANKS	QSFSCOT 01663	QSINCP 01663
	LPU1664	CAMBRIDGE OAK DARK	QSFSCOT 01664	QSINCP 01664
	LPU1996	BLACKBUTT PLANKS	QSFSCOT 11000	QSINCP 11000
	LPU1997	SPOTTED GUM PLANKS	QSFSCOT 11001	QSINCP 11001
	LPU1998	RECYCLED HARDWOOD PLANKS	QSFSCOT 01998	QSINCP 01998
	LPU1660	LONG ISLAND OAK LIGHT	QSFSCOT 01660	QSINCP 01660

ELIGNA				
	U864	NATURAL VARNISHED CHERRY PLANKS	QSFSCOT 00864	QSINCP 00864
	U896	NATURAL VARNISHED OAK PLANKS	QSFSCOT AU00896	QSINCP 00896
	U915	WHITE VARNISHED OAK PLANKS	QSFSCOT 01283	QSINCP 01283
	U995	VINTAGE OAK NATURAL VARN. PLANKS	QSFSCOT 00995	QSINCP 00995
	U996	MERBAU PLANKS	QSFSCOT 00996	QSINCP 00996
	U1000	WENGE PLANKS	QSFSCOT 01000	QSINCP 01000
	U1001	VINTAGE OAK DARK VARN. PLANKS	QSFSCOT 01001	QSINCP 01001
	U1157	HOMAGE OAK NATURAL OILED PLANKS	QSFSCOT 01157	QSINCP 01157
	U1161	AFZELIA DOUSSIE BLEACHED PLANKS	QSFSCOT 01161	QSINCP 01161
	U1235	WHITE BRUSHED PINE PLANKS	QSFSCOT 01235	QSINCP 01235
	UM1304	LIGHT GREY VARNISHED OAK PLANKS	QSFSCOT 01304	QSINCP 01304

Product code	Product description	Quick-Step SCOTIA More info see page 48	Quick-Step INCIZO More info see page 46
--------------	---------------------	--	--

ELIGNA & ELIGNA WIDE

	UM1305	DARK GREY VARNISHED OAK PLANKS	QSFSCOT 01305	QSINCP 01305
	UM1306	BLACK VARNISHED OAK PLANKS	QSFSCOT 01306	QSINCP 01306
	U 1689	SPOTTED GUM PLANKS	QSFSCOT 11001	QSINCP 11001
	U 1691	BLACKBUTT PLANKS	QSFSCOT 11000	QSINCP 11000
	UW1536	CARIBBEAN OAK GREY PLANKS	QSFSCOT 01536	QSINCP 01536
	UW1541	RECLAIMED CHESTNUT NATURAL PLANKS	QSFSCOT AU01541	QSINCP 01541
	UW1543	RECLAIMED CHESTNUT ANTIQUE	QSFSCOT 01543	QSINCP 01543
	UW1544	RECLAIMED CHESTNUT BROWN PLANKS	QSFSCOT 01544	QSINCP 01544
	UW1545	RECLAIMED OAK BROWN PLANKS	QSFSCOT AU01545	QSINCP 01545
	UW1546	CARIBBEAN OAK DARK PLANKS	QSFSCOT 01546	QSINCP 01546
	UW1547	OAK PLANKS WITH SAW CUTS LIGHT	QSFSCOT 01547	QSINCP 01547

CLASSIC

	QSM031	BLEACHED WHITE TEAK	QSFSCOT 01290	QSINCP 01290
	QSM033	NATURAL VARNISHED OAK	QSFSCOT 01292	QSINCP 01292
	QSM034	LIGHT GREY OILED OAK	QSFSCOT 01294	QSINCP 01294
	QSM057	MIDNIGHT OAK NATURAL	QSFSCOT AU01487	QSINCP 01487
	QSM058	MIDNIGHT OAK BROWN	QSFSCOT 01488	QSINCP 01488
	QSM073	HAVANNA OAK NATURAL WITH SAW CUTS	QSFSCOT 01656	QSINCP 01656
	QSM074	HAVANNA OAK DARK WITH SAW CUTS	QSFSCOT 01657	QSINCP 01657
	QSM075	MOONLIGHT OAK NATURAL	QSFSCOT 01659	QSINCP 01659
	QSM076	MOONLIGHT OAK LIGHT	QSFSCOT 01658	QSINCP 01658
	QST077	MERBAU	QSFSCOT 00996	QSINCP 00996
	QST1688	SPOTTED GUM 2 STRIP	QSFSCOT 11001	QSINCP 11001
	QST1690	BLACKBUTT 2 STRIP	QSFSCOT 11000	QSINCP 11000

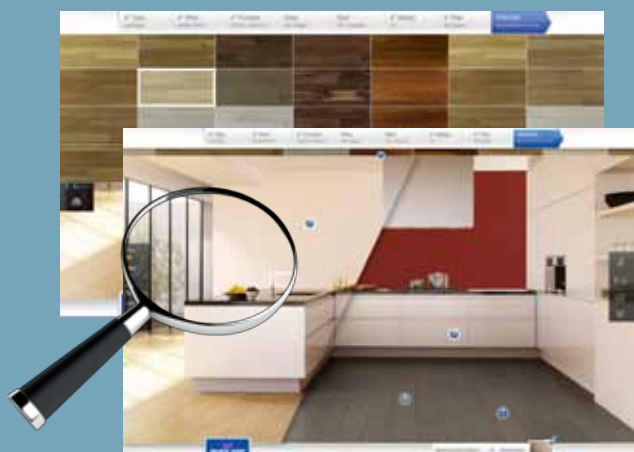
Premium

FLOORS AUSTRALIA

Sydney	Tel.: (02) 9982 3777
Melbourne	Tel.: (03) 9798 0808
Brisbane	Tel.: (07) 3273 3111
Adelaide	Tel.: (08) 8345 0455
Tasmania	Tel.: (03) 9798 0808
Northern Terr.	Tel.: (08) 8345 0455
Perth	Tel.: (08) 9240 1966

Commercial Division Tel.: (03) 9798 0808

► QUICK • STEP® FLOOR ADVISOR



Want to see this floor in your interior?
Visit www.quick-step.com and try out our
online floor advisor! Upload your interior,
select your favorite floor and determine
which floor fits best inside.



www.facebook.com/QuickStepFloors



[@QuickStepFloor](https://twitter.com/QuickStepFloor)

► your Quick•Step® POINT OF SALE

