

WAVE BLADES

Sculptured Features



Shopdrawing service • Integrated acoustic options • Access panel options



WAVE BLADES

Sculptured Features

Wave Blades: when you need a special touch for a unique project.

Sculpted or contoured ceilings have always proved challenging for designers because of the complications of custom joinery. It's very laborious to document, and expensive to manufacture. Not anymore!

WAVE BLADES is the unique ceiling system that lets you quickly, easily and affordably design imaginative contoured wooden blade features. Now you can add that unique touch without going over-budget!

Benefits

- > Warm beauty of timber finishes and solid colours
- > Can be matched to acoustic panels, slats and beams
- > Acoustic options
- > Shop drawing service
- > Fire Group 2 versions
- > 3 standard wall options
- > 3 standard ceiling options
- > Access panel options

Easy installation

Each blade has a concealed label identifying its unique location. Blades are delivered pre-finished and packed by area for easy installation. WAVE BLADES have a simple fixing system suitable for any approved partition contractor which minimises installation time.



Standard options make it easy

Choose one of three ceiling options or one of three wall options

Just nominate a maximum and minimum depth and what centres you would like. Blades are standard at 18mm thick.

Recommended combinations:

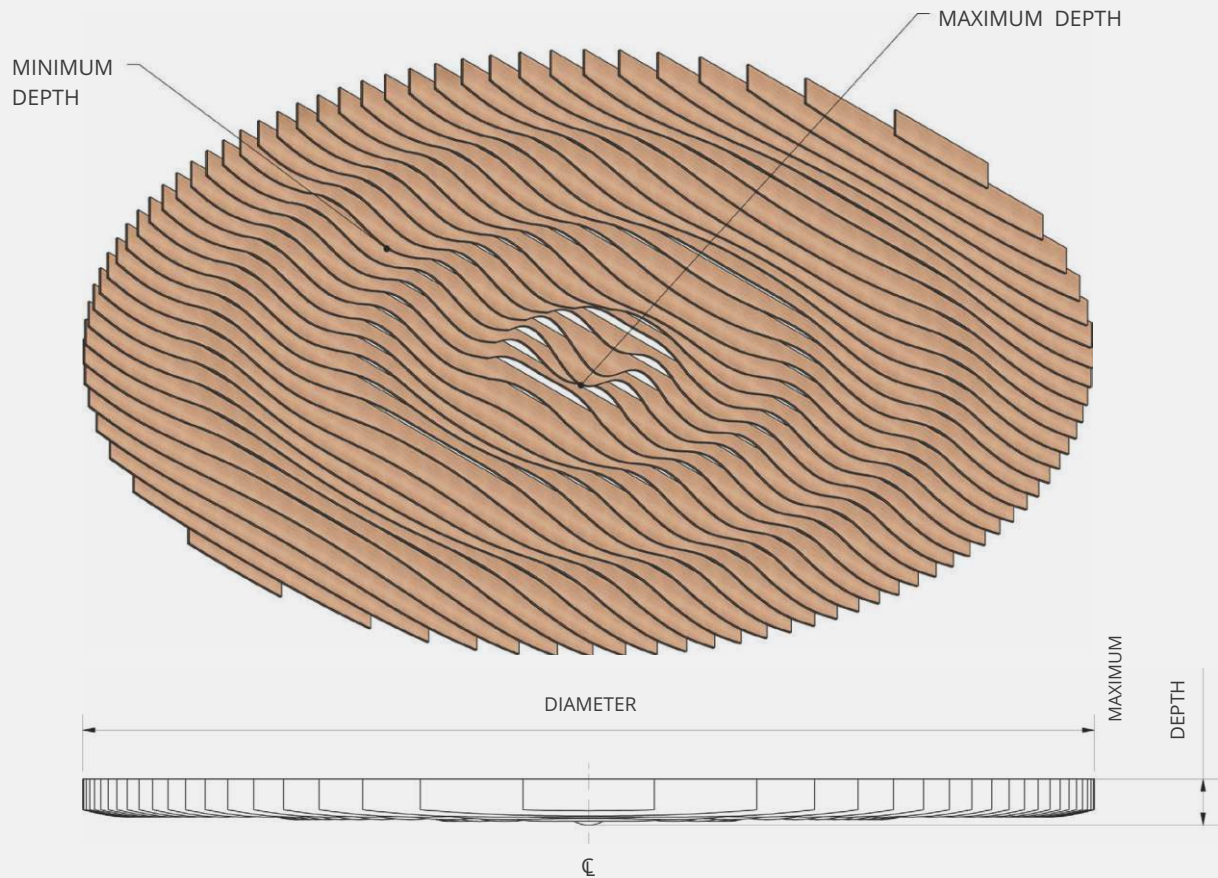
	Max Depth	Min Depth	Centres
Depth 1	290	140	200
Depth 2	390	190	250
Depth 3	590	290	400



RAIN DROP CEILING

View:
Looking from below

Note:
Blades can be extended to fill
a square or rectangular space.



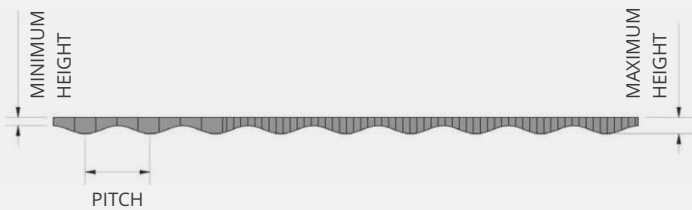


RIPPLE WALL

Note:
This configuration can
also be used as a screen.

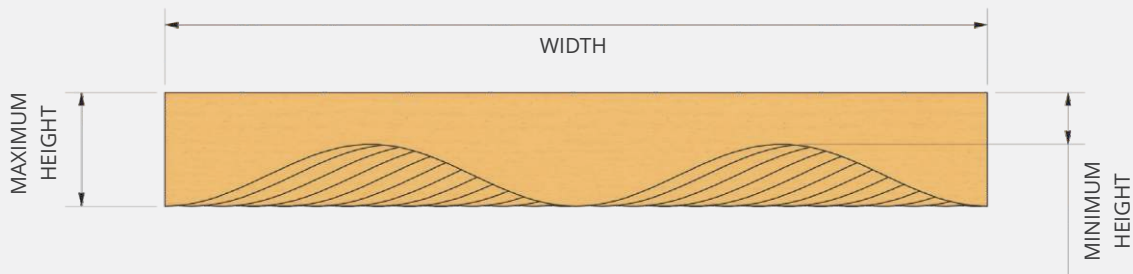
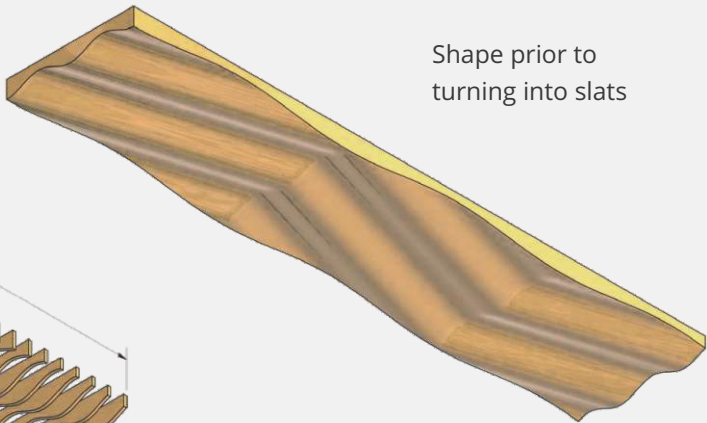
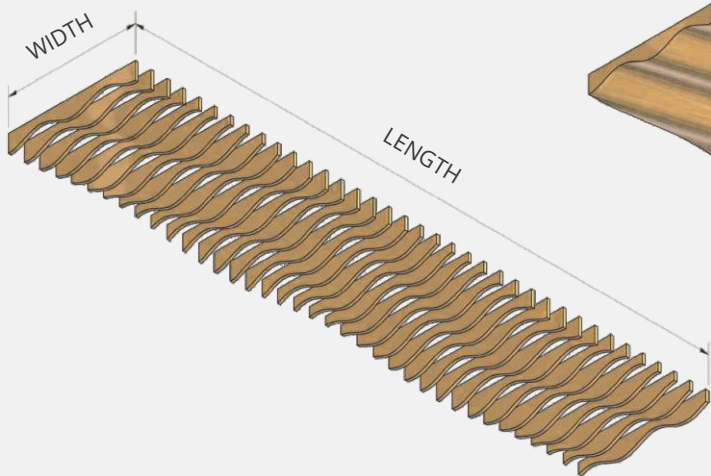


If you can **imagine** it, it's possible with WAVE BLADES

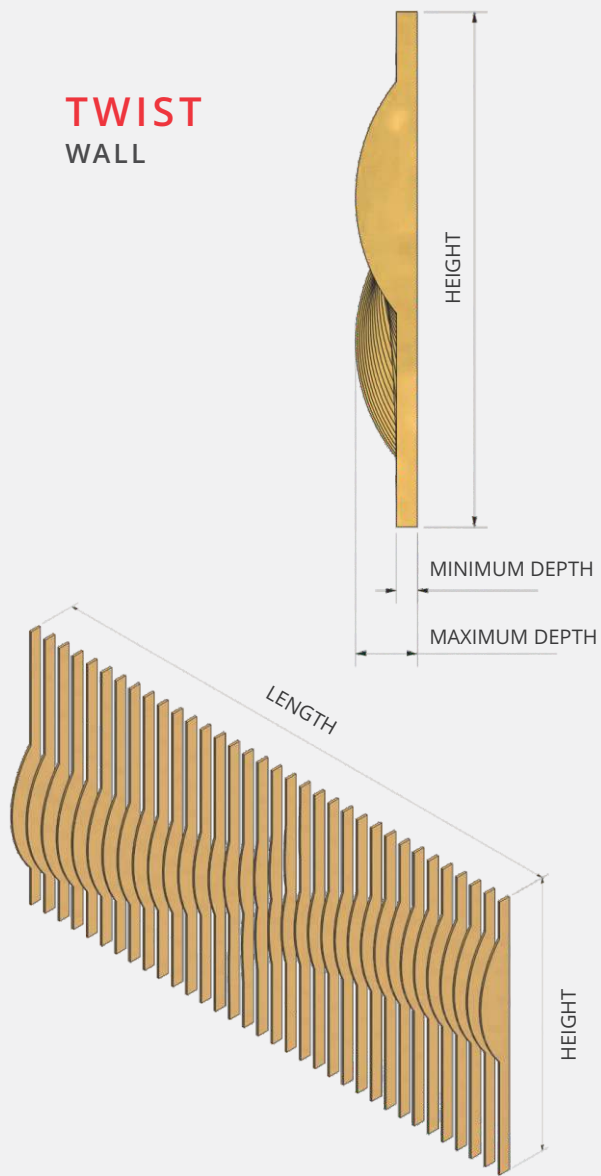
WAVE
CEILING



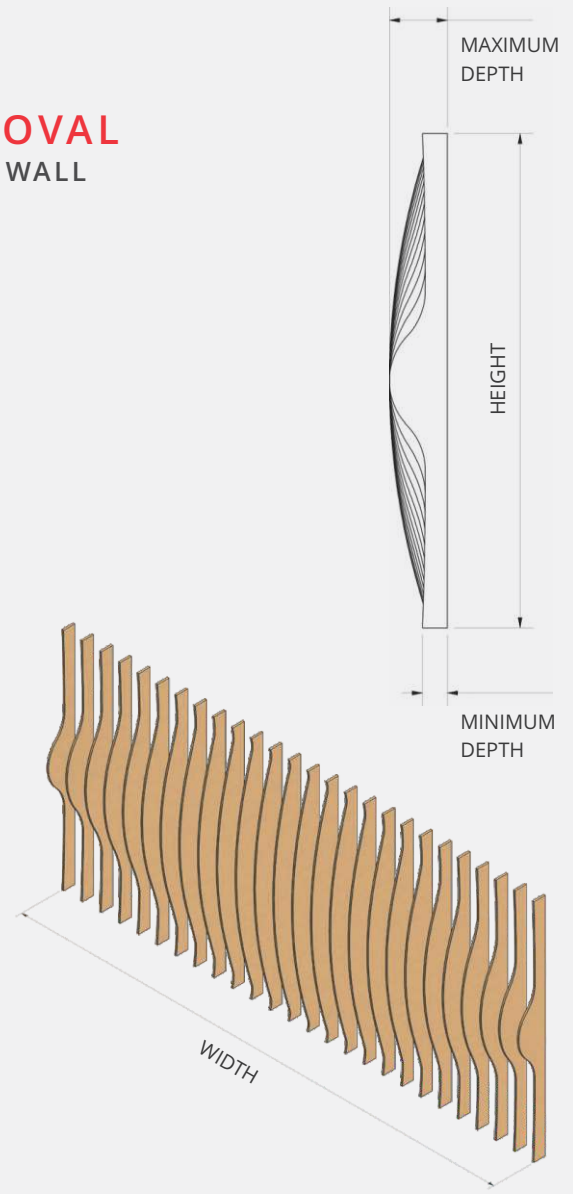
ZIGZAG
CEILING



TWIST WALL

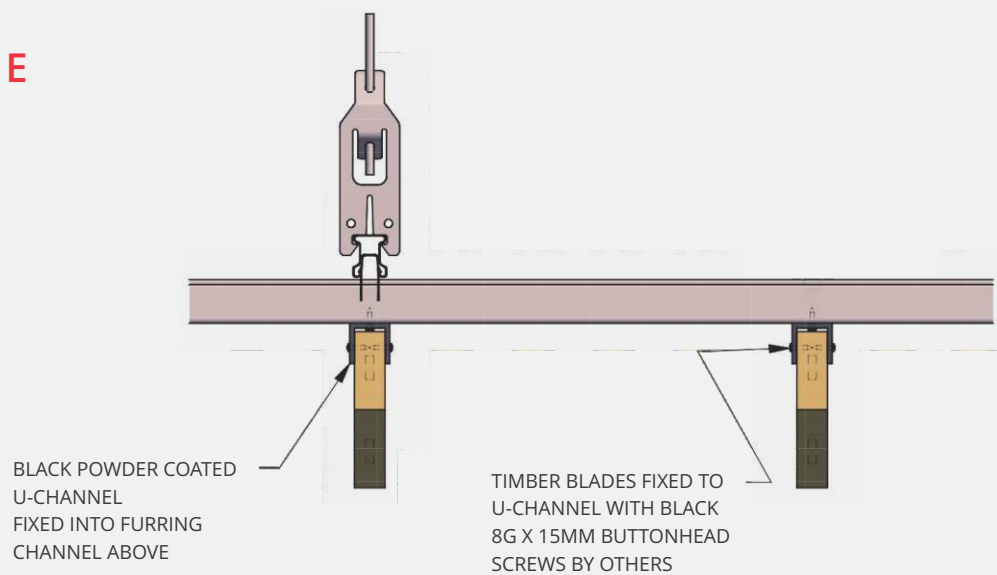


OVAL WALL



WAVE BLADE FIXING

Example



If you can **imagine** it, it's possible with WAVE BLADES


Finishes and colours

SUPAFINISH


(SF) Concept Veneers & Colours

This laminate perfectly matches our panel and beam products. Group 1 and 2 Fire Retardant available even in slats and beams.

Available in the following finishing edges:



SUPAFINISH
ply look edge



SUPAFINISH
ply edge



Hoop Pine
Limed SF



Hoop Pine
Classic SF



Fusion
Maple SF



Euro
Beech SF




Tasmanian
Oak Sf



Blackbutt
SF



OSB
SF



White
SF

SUPA VENEER

(NTV) Natural Timber Veneer

Other species and more affordable veneers also available.

Available in matching edging as standard.



Hoop Pine
CC



Tasmanian
Oak 1/4



Blackbutt
1/4



American
Oak CC




Spotted
Gum 1/4



American
Walnut CC



Midnight
Black



or any other species
(your choice)

SUPACOLOUR

(SRC) Painted finish

Highly durable satin, high gloss and metallic finishes matched to any colour.



**MATCH TO
ANY COLOUR
REFERENCE**

Available in matching edging as standard.

BIRCH PLYWOOD



**Available in the following
finishing edge:**



Birch Plywood
edge

Other custom finishes
are also available

Please contact our customer service team on 1800 002 123.



Three-step process for custom designs


Easier to achieve
the end results
than you think!



1

Image


Find an image you like
or do a 2D drawing
or sketch



2

3D Shape

Model yourself
in 3D or use
our services



3

Individual Blades

Break 3D model
into blades or use
our services

Global technology and know-how.
Local manufacturing and support.

SUPAWOOD are market-leading experts in lining and
paneling systems. Contact us and find out how we can
help bring your next project to exciting, vivid life.



Click here to Download our
Specifications Wording
& Technical Details

SUPAWOOD
ARCHITECTURAL LINING SYSTEMS

SUPAWOOD HEAD OFFICE

Australasian Support & Manufacturing
Aus: +61 1800 002 123
NZ: +64 (0) 9887 3234
sales@supawood.com.au

SUPAWOOD UK

UK & EU Support & Manufacturing
+44 (0) 3307 00 00 30
sales@supawood.co.uk