

# Roof Tile Range

**SOUTH AUSTRALIA**

*February 2013*



**GET THE  
LOOK**



## CONTENTS

Choosing a Roof Tile	2
Benefits of Terracotta	4
Terracotta Shingle	6
Terracotta French	8
Benefits of Concrete	10
Striata	12
Grange	12
Capri	14

# Why Roof Tiles

Top off your most important asset with Boral roof tiles. The roof is usually the largest surface area of a house and materials selection will impact both performance and aesthetic longevity. The extensive range and designs of Boral roof tiles provide homeowners with enhanced flexibility in roof design. With an extensive range of colours and profiles, there is literally a tile to suit all architectural styles and exterior finishes.

Generally, all Boral roof tiles are salt-safe and frost-resistant, making them particularly suitable for homes built in coastal locations. This is a standard feature across the Boral roof tile range. Additionally roof tiles are fire resistant and with good design and planning, can contribute to energy savings when heating and cooling your home.

So the choice is yours! Choose from Boral's stylish and exceptional Terracotta roof tile range or the attractive, cost-effective Concrete roof tile range.

Terracotta tiles are made from prepared natural clays and are exceptionally strong, have a high level of colour retention and require negligible maintenance.

Modern concrete tiles, are made from cement, sand and pigment, which can replicate the appearance of a broad array of distinctive tile designs while remaining relatively cost-effective.

## Looking for further inspiration?

Homeowners can visit [www.boralsampler.com.au](http://www.boralsampler.com.au) for visual inspiration and information on roof tiles as well as other Boral materials. The Get the Look brochure, can also be downloaded or ordered online to help homeowners decide on materials and design styles.

Cover: Terracotta Shingle in Eclipse.

Photo courtesy of Brian Lee Master Builder Pty Ltd.

get the look YOU love with  
**Boral Sampler**

The great new tool for selecting  
 Boral products and colours.

[www.boralsampler.com.au](http://www.boralsampler.com.au)



# Choosing a Roof Tile

*Add beauty and character to your roofline with tiles. Choosing a quality roof for your home is a choice for long term value.*

## Step 1: Your home location

All Boral roof tiles are salt-safe and frost resistant making them suitable for any location, particularly coastal areas. Boral roof tiles are built to last with a 50-year warranty\* against defects.

## Step 2: Shape

The profile refers to a roof tile's shape and design. Boral roof tile profiles range from smooth flat tiles to prominent undulations or waves on the surface of the tile. Key considerations when choosing a tile profile will be the pitch of your roof as well as its style.

## Step 3: Colour

When it comes to choosing a colour, it's easy to be overwhelmed by the number of options available. Boral has carefully selected colours for each roof tile range, so you can be confident in choosing the right roof colour for your home.

## Step 4: Roofing essentials

### Sarking

Talk to any good roof installer and they will likely tell you Sarking (reflective foil insulation) is essential for enhancing the energy efficiency and performance of your roof. Sarking is a thermal barrier, water-resistant, dust resistant and a fire retardant membrane; its use is recommended under all roofing materials.

### Installation

Choose a qualified roofing installer and ensure your roof is installed properly and to Boral specifications. We recommend Boral's supply and fix service where available or an established installer from the Boral preferred installer network.

For new homes, renovations, extensions and re-roofing projects call Boral Roofing 1300 134 002 for a referral to a Boral preferred installer near you.

\* Please refer to the full warranty at time of supply.

## Energy Efficient Design

Building your home to be energy efficient can be easier than you think however, it will involve design and planning around key considerations including;

- environmental impact
- your comfort at home in hot and cold weather
- energy use

### Environmental Impact

It's all about taking a long-term view of our impact on the environment. An energy-wise home will use the best combination of sustainable building considerations such as site orientation (where a home is positioned on a block), wall and ceiling insulation, ventilation and building materials to reduce energy consumption and greenhouse gas emissions.

### Your Comfort at Home

In Australia, it is estimated that 38% of energy used in homes is for heating and cooling the spaces in which we live\*\*. This means that with good design and planning, building with roof tiles can actually make a difference to the temperature inside your home and reduce the need for heaters and air-conditioners. Great news for your comfort indoors and particularly helpful for saving on energy costs. And you can rest assured Boral roof tiles are supported by Boral's 50 year warranty against defects. ^

\*\* Energy Use in the Australian Residential Sector 1986-2020, Baseline Energy Estimates 2008, DEWHA.

^ Please refer to full warranty at the time of supply.



# terracotta tiles

GET THE  
LOOK



# exceptional beauty and performance

*Terracotta roofing has brought beauty and character to the roofscapes of Europe and Asia and has stood the test of time.*

## Colour Retention

Terracotta tiles are crafted from prepared natural clays that are kiln-fired to temperatures of 1100°C for exceptional character, strength, high colour retention and negligible maintenance requirements. Terracotta roofing substantially retains its appearance with age, maintaining the aesthetic appearance of your home over time.

## Long Lasting – 50 Year Warranty

With a 50 year warranty against defects<sup>1</sup>, Boral terracotta tiles are manufactured to last and will make a beautiful and hardwearing roof for your home. Terracotta roofing has brought beauty and character to the roofscapes of Europe and Asia and has stood the test of time over centuries in these continents.

## Salt-Safe & Frost Resistant

All Boral Terracotta tiles are salt-safe making them suitable for any location including coastal areas and sites with close proximity to breaking surf.

The 50 year warranty on Boral Terracotta tiles is provided to all terracotta tiles regardless of the location of the property.

## Thermal Performance

The thermal performance of a roof refers to how it affects the temperature within a house and relates to the energy used within the house to maintain the temperature at a comfortable level.

Further improvements in thermal performance can be gained by using sarking, increased insulation, a lighter roof colour and changes in the overall design considerations. The addition of sarking under tiles considerably reduces the need for cooling in the home and is recommended in all roofing applications.

## Sound Performance

Enjoy more peace and quiet with Boral Terracotta roof tiles as their density helps reduce sound inside the home such as traffic, aircrafts and trains.<sup>2</sup>

## Low Maintenance

Once Terracotta roof tiles are properly installed they have negligible maintenance requirements for the life of the roof. Should a section of the roof ever be damaged or require modification (e.g. installing a skylight), only the affected tiles usually require replacement or removal.

## Fire Resistance

Boral Terracotta roof tiles are non-combustible and can be safely used in bushfire-prone areas. In areas assessed as BAL-12 to BAL-40, sarking with a flammability index of not more than 5 must be installed under the tiles and cover the whole roof. In BAL-FZ areas, specific construction requirements can be obtained at [www.rtaa.com.au](http://www.rtaa.com.au).

## Rainwater & Tank Safety

Boral Terracotta roof tiles are non-toxic and provided your roof is clean and healthy, can be suitable for the collection of rainwater for reuse. Any excess water can be channelled into grey water tanks. This is good news for those thinking about water conservation and great news for your garden. Boral Terracotta roof tiles are manufactured to AS 2049 ensuring the surface treatment is free of any elements or chemicals in concentrations known to be hazardous to health.

<sup>1</sup> Please refer to the full warranty at time of supply.

<sup>2</sup> Cement and Concrete Association of Australia Technical Report. TR/F81.Sept. 1984, Roof Tile Association of Australia

# terracotta shingle™

GET THE  
LOOK

*Shingle House by Clare Cousins Architects,  
Photography by Shannon McGrath.*



Contemporary design flexibility fuses with enduring quality in Boral's Terracotta Shingle™.

## Shingle STANDARD

ASPHALT




Finish: Matt

SCORIA



Finish: Matt

GHOST GUM GREY



Finish: Matt

WILD CHOC



Finish: Matt

SYDNEY RED



Finish: Unglazed

ECLIPSE



Finish: Matt

## Shingle METALLICS

METEOR



Finish: Glazed

GALAXY



Finish: Glazed

# terracotta french

GET THE  
LOOK





A long-serving match with classically beautiful architecture, today the terracotta French tile adds a much desired texture and warmth to modern living.

# French

SYDNEY RED



Finish: Unglazed

COTTAGE RED



Finish: Random Glaze

FEDERATION



Finish: Random Glaze

FIRE GLOW



Finish: Random Glaze

SIENA RED



Finish: Glazed

MAHOGANY



Finish: Glazed

WILD CHOC



Finish: Matt

SLATE GREY



Finish: Glazed

ECLIPSE



Finish: Matt

EBONY



Finish: Glazed

# concrete tiles

GET THE  
LOOK



# attractive and cost-effective solution

*Modern concrete tiles offer a wide range of profiles and colours, while remaining relatively cost-effective.*

## **Long Lasting – 50 Year Warranty**

With a 50 year warranty against defects<sup>1</sup>, Boral concrete roof tiles are made to last for a beautiful and hardwearing roof for your home. Boral concrete roof tiles are manufactured from durable concrete and they are strong – built to withstand the sometimes harsh Australian climate.

## **Range of Colours**

Modern concrete roof tiles are made from cement, graded sands and pigments and formed into a number of distinctive tile designs. Boral has developed a wide variety of roof tile colours so you can be confident in making the right choice.

## **Salt-Safe for Coastal Homes**

Boral concrete roof tiles are salt safe making them particularly suitable for homes built in coastal locations close to the breaking surf. This is a standard feature across the entire Boral roof tile range.

## **Comfort Indoors**

The thermal performance of a roof refers to how it affects the temperature inside the home and the energy used to maintain the temperature at a comfortable level. Add to the thermal performance of your Boral concrete roof by using sarking, increased insulation, a lighter roof colour and passive design considerations. The addition of sarking under tiles can reduce the need for cooling in the home and is recommended in all roofing applications.

## **Acoustic Performance**

Enjoy more peace and quiet at home with Boral concrete roof tiles as their density helps reduce sound inside the house from aircraft, trains and traffic. In fact, roof tiles have a sound reduction potential of 30 decibels.<sup>2</sup>

## **Low Maintenance**

Once concrete roof tiles are properly installed, they require little maintenance for the life of the roof. Should a section of the roof ever be damaged or require modification (eg. installing a skylight), only the affected tiles usually require replacement or removal.

## **Fire Resistance**

Boral concrete roof tiles are non-combustible and can be safely used in bushfire prone areas. In areas assessed as BAL-12 to BAL-40, sarking with a flammability index of not more than 5 must be installed under the tiles and cover the whole roof. In BAL-FZ areas specific construction requirements can be obtained at [www.rtaa.com.au](http://www.rtaa.com.au).

## **Rainwater & Tank Safety**

Boral concrete roof tiles are non-toxic and provided your roof is clean and healthy, can be suitable for the collection of rainwater for reuse. Any excess water can be channelled into grey water tanks. This is good news for those thinking about water conservation and great news for your garden.

<sup>1</sup> Please refer to the full warranty at time of supply.

<sup>2</sup> Cement and Concrete Association of Australia Technical Report. TR/F81.Sept. 1984, Roof Tile Association of Australia

# flat concrete tiles

GET THE  
LOOK



Flat tiles offer a crisp, clean appearance that perfectly complements both traditional and modern homes.

## Striata

WALNUT




DARK CHOCOLATE



GUNMETAL



ONYX




HERITAGE BLACK



SHADOW GREY




HERITAGE RED



## Grange

ONYX



Premium: Colour Through

# concrete tiles

GET THE  
LOOK



Contour roof tiles are the practical solution to inject your home with instant appeal.

## Capri

HUSK



MID GREY



SHADOW GREY



GUNMETAL




EBONY



OPAL FIRE



HERITAGE RED



# Product Information

## Terracotta Shingle

Dimensions (Nominal)

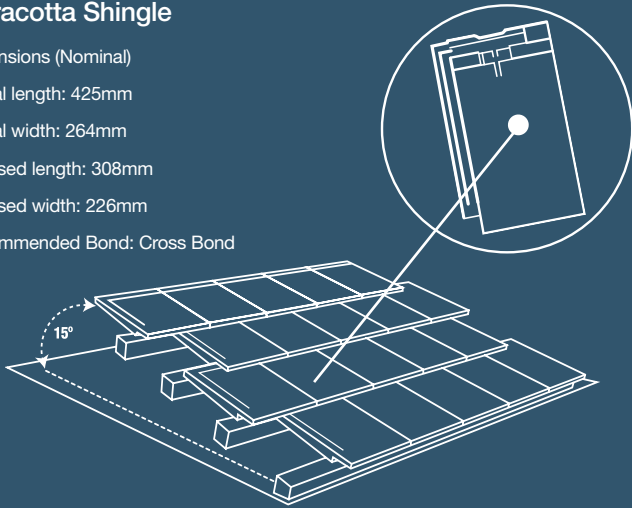
Actual length: 425mm

Actual width: 264mm

Exposed length: 308mm

Exposed width: 226mm

Recommended Bond: Cross Bond



## French

Dimensions (Nominal)

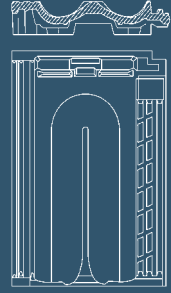
Actual length: 423mm

Actual width: 265mm

Exposed length: 350mm (Mean)

Exposed width: 236mm

Recommended Bond: Cross Bond



## Flat Concrete Roof Tiles

### Striata

Dimensions (Nominal)


Actual length: 432mm

Actual width: 345mm

Exposed length: 355mm

Exposed width: 300mm

Recommended Bond:  
Cross Bond



### Grange

Dimensions (Nominal)

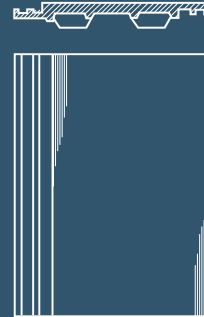
Actual length: 432mm

Actual width: 315mm

Exposed length: 332mm

Exposed width: 280mm

Recommended Bond:  
Cross Bond



## Shaped Concrete Roof Tiles

### Capri

Dimensions (Nominal)


Actual length: 432mm

Actual width: 315mm

Exposed length: 343mm

Exposed width: 280mm

Recommended Bond:  
Cross Bond



### Minimum Roof Pitch (degrees)

Profile	Tile	Minimum pitch without sarking	Minimum pitch with sarking
Shingle	Terracotta	20°	15°
French	Terracotta	20°	15°
Striata	Concrete	20°	18°
Grange	Concrete	20°	18°
Capri	Concrete	20°	18°

**For more information about Boral roof tiles or to find your nearest Boral Selection Centre:**



call us on 1300 134 002



visit our website at [www.boral.com.au/rooftiles](http://www.boral.com.au/rooftiles)

#### IMPORTANT INFORMATION

Product information contained in this leaflet is correct at the time of printing however is subject to change without notice. Some photos featured in this brochure are artist's impressions of how Boral roof tiles will look on a roof. These images are computer generated. Please ensure you view a tile display before making a final decision. Colours shown are indicative only and should not be used for final selection.

Colours are subject to change without notice. Check print date prior to product selection. Roof tile colours may vary in shades throughout the manufacturing process therefore it is important that roof tiles are blended consistently across the roof. At Boral Roofing, all tiles are manufactured to the requirements of Australian Standard 2049 Roof tiles. Please ask for a copy of the Boral Roofing 50 year warranty before making your purchase. During transportation and installation small blemishes such as scuffing and chip marks may occur. These are not considered a production fault and will not detract from the performance of the roof tile.

© Copyright Boral Roofing – all rights reserved 2013.

Boral, the Boral logo, boral.com.au, are trade marks or registered trade marks of Boral Limited or Boral Montoro Pty Ltd trading as Boral Roofing in Australia, other countries, or both. If these and other Boral trade marked terms are marked on their first occurrence in this information with a trade mark symbol (® or ™), these symbols indicate Australian registered or common law trade marks owned by Boral at the time this information was published. Such trade marks may also be registered or common law trade marks in other countries. Other product, company or service names may be trade marks or service marks of others. Boral Roofing ABN 34 002 944 694. Correct as at February 2013.

BCC 11173 FEB13

